

Copious™

WEB Based Sales, Inventory Management, Accounting



Cloud computing is looking good!



Simple Software Solutions, LLC.
8021 N. 9th Avenue
Phoenix, AZ 85021
602-954-9099



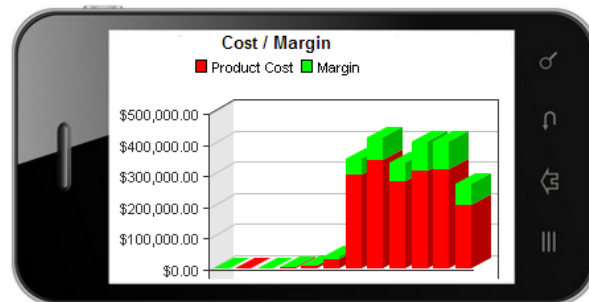
Copious™
Sales, Inventory Management, Accounting

COPIOUS is state-of-the art sales, inventory management and accounting software all in one cohesive system that is completely WEB based. **WEB Based means no installation, you open your WEB browser and go.** This includes any tablet, smart phone, PC or Apple computer. We can host your application on our secure servers or you can host in house with your own IT group.

COPIOUS is a powerful tool to streamline your operations and the platform is customizable. The application was not written overseas it was written in the states by the owner of the company. The owner has over 25 years experience applying computer applications to business and government entities large and small.

Ground up Database & web Systems designed for speed and functional capability in a mobile web environment.

Oh, and yes, works great on your PC/Apple computer too!



Order #	Update	Client Description	WEB Order
11084	Update	Amaro Pizzeria & Vino Lounge	Yes
11083	Update	The Parlor	
11082	Update	Arizona Culinary Institute	
11081	Update	Arizona Culinary Institute	Yes
11080	Update	Banner Catering	Yes
11079	Update	Phoenix Public Market	Yes
11078	Update	Mid City Kitchen	Yes
11077	Update	Fabulous Foods	Yes
11076	Update	Bink	

Keep your sales staff out of the office and out in the field. Your sales team can now have the tools they need to succeed from any mobile device

COPIOUS can be customized to the individual user's needs. The behavior of screens and data views can be modified based on how user wants to work with the system. Tab Stops can be modified on the order screen based on user preference. This will help users speed through orders without having to tab through additional fields. Some users would rather view or search inventory by product code and some by description. It is up to the individual user how to set these preferences.





Customer Center

The Customer center gives you more communication to your customers. Customers know they can go to the order center 24/7 and create and order, set-up an order guide, review what they owe and pay their bill. Customers can see recent pictures of products from the order page. This works great for specials. Seeing is believing and can make the sale.

The Customer Center is customized to the look of your business. We can take over and host your domain or just create a link to the COPIOUS order center.



Raffel Farms










Deliveries are Monday thru Saturday. Your order must be placed by 1:00 A.M. the morning of delivery. Any updates to your order(s) after 1:00 A.M. need to be made by phone at 602-954-9099.

Office:
8021 N. 9th Avenue
Phoenix, Arizona 85021
602-954-9099

24hr Customer Service /
Sales Manager
Phil Raffel
praffel@raffelsystems.com
Phil Raffel

Customer Center

<input type="text"/>	Login
<input type="text"/>	Password
<input type="button" value="Login"/>	

	Our Asparagus is grown from the finest seed stock available. Graded and Packed under the strictest supervision to serve you this season as well as future seasons. Available from Mid-April thru Mid-June in 50# A, B, & C cartons.		We are the only farm in the county to still grow Broccoli, available from Mid-November thru Mid-March. Still hand packed in the field. Available in 50# Cello, Liner & Naked cartons.
	Our Red Onions are grown on our farm and packed in our shed. They are the freshest onions around. Available in 2 & 4 dozen cartons from Mid-November thru March.		The only white mushrooms county. Very clean & hearty. Hand packed from Mid-November thru March in 24 count cartons.
	Our Red Cabbage is crisp, clean & versatile. Good for salad, sandwich or garnish. Packed from Mid-November thru March in 24 count cartons.		Add a little zest to your holiday meals with our Garlic. Packed in 25# bulk bags (without tops) or 40 count bunch cartons (with tops) from November thru January.
	We also grow in limited quantities high quality water melon. Available in 500# bins November thru January.		Peppers are available in the month of May. We have yellow and red varieties. Yellows packed in 50# bags. Reds are packed in 50# and 25# bags.
	We have fresh tomatoes from November thru March in 30 and 60 count bunch packages.		



Raffel Farms
8021 N. 9th Avenue
Phoenix, Arizona 85021
602-954-9099



Customer Order Entry is designed to make it easy for customers to order product. Customers can set-up an order guide that will allow them to easily order the same product over and over. Specials can show on the order page allowing customers a quick impulse buy ability. If the special is good enough they might just take it. Specials can help get inventory moving instead of expiring. Better to sell the product at cost versus throwing it away.

Product Pictures

Customers that can see your product they are more likely to buy it.

As customer are updating an order they can see the latest pictures of your product. Pictures are assigned to the product and instantly show in the customer center with a short description. The picture up-load can be done from a file or any mobile device that has a camera. [see: "Picture Uploading Process" in the inventory section.](#)

3728	Micro Opal Basil SPO		The main source is a local organic grower. 05/26/14	<input type="button" value="Edit"/> 4oz	<input type="text" value="4.00"/> <input type="button" value="Update"/>	\$13.20
------	----------------------	---	--	---	---	---------






WEB Ordering

The fastest way to process orders is to have them in your order system before you start to process your orders. The WEB customer order center ties directly into the in office Copious application. There are many tools available in the customer order center. The WEB Customer center can be customized to provide all the information your customers need in the customer center. This is a big savings on administrative cost and makes giving your customers 24/7 access to your business.

Customer Order Entry

Open Order(s) [updating order #11086](#)

Order #	Order Date	Due Date	# Line Items	Comments				
11086	05/26/14	05/26/14	3				Current Order	Preview

Product Code	Description	Size	Quantity	Unit Price	Line Total	
652	Chard, Baby Red Swiss SPO	<input type="button" value="Edit"/> 12 Ct.	<input type="text" value="0.00"/> <input type="button" value="Update"/>	\$21.55	\$0.00	
3671	Micro Basil	<input type="button" value="Edit"/> 4oz	<input type="text" value="3.00"/> <input type="button" value="Update"/>	\$13.45	\$40.35	<input type="button" value="Clear"/>
4187	Chard, Green Swiss	<input type="button" value="Edit"/> 12 Ct.	<input type="text" value="0.00"/> <input type="button" value="Update"/>	\$22.30	\$0.00	
3728	Micro Opal Basil SPO  <small>The main source is a local organic grower. 05/28/14</small>	<input type="button" value="Edit"/> 4oz	<input type="text" value="4.00"/> <input type="button" value="Update"/>	\$13.20	\$52.80	<input type="button" value="Clear"/>
867	Leeks, Baby SPO	<input type="button" value="Edit"/> 12 Ct.	<input type="text" value="10.00"/> <input type="button" value="Update"/>	\$22.30	\$223.00	<input type="button" value="Delete"/>

Product Listing, click to select

Product Search

My Product Listing

Chard, Baby Red Swiss 12 Ct. (652) SPO

Micro Basil 4oz (3671)

Chard, Green Swiss 12 Ct. (4187)

Micro Opal Basil 4oz (3728) SPO

B. Specialty Lettuces

Alba mushroom White 24ct (3375)

Select a product from my products listing or just type in the Product #, enter the quantity and press the 'Add Product' button.

To update the quantity on an existing order line item select it again and enter the desired quantity amount.

An order line item can be deleted as long as it has not been shipped. Please call the sales office if you have further questions about your order.

Quantity: Product #:

Customer "Order Guide" set-up

Customers can set a listing for frequently ordered product.

My Product Listing [...](#)

Product Code	Product	Size	Category	Up	Down	Select	Remove
5163	Basil Crystalized	4oz	A. Fresh Herbs	<input type="button" value="+"/>	<input type="button" value="-"/>	<input type="button" value="Select"/>	<input type="button" value="Delete"/>
19	Herb, Chenel	8 oz.	A. Fresh Herbs	<input type="button" value="+"/>	<input type="button" value="-"/>	<input type="button" value="Select"/>	<input type="button" value="Delete"/>
3931	Micro Asian Mix	4oz	B. Specialty Lettuces	<input type="button" value="+"/>	<input type="button" value="-"/>	<input type="button" value="Select"/>	<input type="button" value="Delete"/>
4142	Herb, Basil, Thai	8 oz.	A. Fresh Herbs	<input type="button" value="+"/>	<input type="button" value="-"/>	<input type="button" value="Select"/>	<input type="button" value="Delete"/>
3756	Petite Verdalaga	4oz	B. Specialty Lettuces	<input type="button" value="+"/>	<input type="button" value="-"/>	<input type="button" value="Select"/>	<input type="button" value="Delete"/>
71	Herb, Arugula	Lb.	A. Fresh Herbs	<input type="button" value="+"/>	<input type="button" value="-"/>	<input type="button" value="Select"/>	<input type="button" value="Delete"/>
778	Beans, Ylw Wax	Lb.	C. Specialties	<input type="button" value="+"/>	<input type="button" value="-"/>	<input type="button" value="Select"/>	<input type="button" value="Delete"/>

On-line "options"

- ✓ Current Price list
- ✓ Order Printing
- ✓ Current balance due w/ due invoice listing
- ✓ Pay My Bill options





Dashboard

Making smart decisions just became easier. Not only can the upper management see the big picture at a glance but sales people can drill into their individual sales and see how they compare. A watched metric will always get better. It is time for you and your staff to fully understand your business.

Sales

Select the start month and see overall how sales and margins are trending. Select a specific sales person or client to get down to more granular level of understand before drilling down to specific orders.

Copious
Inventory Distribution Management
Admin Settings
Orders
Order Picking
Truck Loading
To Do List
Clients
Inventory
Inventory Update
Purchases
Account Transactions
Journal Transactions

Sales
Product
Marketing
Aging
Operations
Purchasing
Inventory

Sales Criteria Selection

Sales Person:

Client:

Vendor:

Start Month:

Chart Format:

Set Criteria

Month	# Orders	# WEB Orders	WEB Order %	Total Sales	Margin \$	Margin %
January_2013	5	0	0%	\$903.24	\$170.12	18%
February_2013	1	0	0%	\$27.25	(\$14.75)	0%
March_2013	2	0	0%	\$95.20	\$18.06	19%
April_2013	23	0	0%	\$3,495.98	\$739.78	21%
May_2013	59	0	0%	\$9,264.25	\$2,002.47	22%
June_2013	178	0	0%	\$37,459.85	\$7,112.30	19%
July_2013	1,441	0	0%	\$354,632.10	\$51,821.41	15%
August_2013	2,049	89	4%	\$422,645.69	\$71,494.63	17%
September_2013	1,848	414	22%	\$340,917.81	\$60,341.52	18%
October_2013	2,015	510	25%	\$406,889.45	\$82,627.55	23%
November_2013	1,809	465	26%	\$410,522.88	\$82,249.43	23%
December_2013	1,009	208	21%	\$271,041.31	\$66,965.90	25%

Total Sales

Margin

Cost / Margin

January Daily Sales

January Daily Order Count

Order Count

WEB vs. Phone Orders

Percentage WEB Orders





Sales Month Drill Down

The dashboard is loaded with drill down links, click a specific month and see all sales orders with margin. Click any column heading to change the sort. To review a specific order press the order button and look at each line item in the order.

Copious June 2013 Orders 178 Order(s)													
Order #	Client Description	WEB Order	Order Date	Ship Date	Due Date	Paid	Line Items	Qty Sold	Order Total	Margin \$	Margin %	Sales Person	
693	Desert Highlands		06/27/13	04/13/13	05/13/13	Yes	9	8	\$118.25	\$13.46	11.4%	Phil Raffel	
709	Desert Highlands		06/29/13	04/15/13	05/15/13	Yes	15	12	\$262.38	\$11.38	4.3%	Phil Raffel	
737	TKs Urban Tavern		06/30/13	04/16/13	05/01/13	Yes	29	14	\$260.60	-	-1.9%	Phil Raffel	
738	Tavern Americana		06/30/13	04/16/13	05/01/13	Yes	7	3	\$85.25	-	-7.6%	Phil Raffel	
714	Taggia		06/29/13	04/15/13	04/30/13	Yes	17	10	\$234.85	\$12.10	5.2%	Phil Raffel	
694	Taggia		06/27/13	04/13/13	04/28/13	Yes	10	13	\$435.25	\$15.93	3.7%	Phil Raffel	
592	Taggia		06/15/13	04/01/13	04/16/13	Yes	12	10	\$198.98	\$23.96	12.0%	Phil Raffel	
679	Taggia		06/26/13	04/12/13	04/27/13	Yes	12	10	\$213.50	\$58.44	27.4%	Phil Raffel	
672	Taggia		06/25/13	04/11/13	04/26/13	Yes	8	8	\$217.88	\$50.57	23.2%	Phil Raffel	
731	Taggia		06/30/13	04/16/13	05/01/13	Yes	8	8	\$203.05	\$48.72	24.0%	Phil Raffel	
681	W Scottsdale -Triyar-Shade Lounge		06/26/13	04/12/13	05/12/13		2	5	\$152.50	\$73.00	47.9%	Phil Raffel	
600	W Scottsdale -Triyar-Shade Lounge		06/16/13	04/02/13	05/02/13		7	9	\$246.50	\$36.36	14.8%	Phil Raffel	
610	W Scottsdale -Triyar-Shade Lounge		06/17/13	04/03/13	05/03/13	Yes	4	2	\$83.50	\$8.29	9.9%	Phil Raffel	
732	W Scottsdale -Triyar-Shade Lounge		06/30/13	04/16/13	05/16/13		3	3	\$83.00	-	-13.8%	Phil Raffel	
627	W Scottsdale -Triyar-Shade Lounge		06/20/13	04/06/13	05/06/13	Yes	5	2	\$69.50	\$7.52	10.8%	Phil Raffel	
637	Cold Beer & Cheeseburgers [Greyhawk]		06/22/13	04/08/13	04/15/13	Yes	5	5	\$76.00	\$2.99	3.9%	Phil Raffel	
570	Cold Beer & Cheeseburgers [Greyhawk]		06/09/13	03/26/13	04/02/13	Yes	9	8	\$145.75	\$16.78	11.5%	Phil Raffel	
623	Mid City Kitchen		06/19/13	04/05/13	05/05/13	Yes	9	6	\$90.75	\$7.71	8.5%	Phil Raffel	
595	Mid City Kitchen		06/15/13	04/01/13	05/01/13	Yes	24	11	\$215.50	\$23.05	10.7%	Phil Raffel	
723	Mid City Kitchen		06/30/13	04/16/13	05/16/13	Yes	9	7	\$109.50	-	-10.4%	Phil Raffel	
660	Mid City Kitchen		06/24/13	04/10/13	05/10/13	Yes	16	11	\$238.75	\$68.59	28.7%	Phil Raffel	
602	Tonto Bar & Grill		06/17/13	09/06/13	04/03/13	Yes	11	23	\$515.88	\$159.54	30.9%	Phil Raffel	
642	Wild Horse / Kai		06/23/13	09/27/13	05/09/13	Yes	12	6	\$91.80	\$17.03	18.6%	Phil Raffel	
736	Bourbon Steak		06/30/13	04/16/13	05/16/13	Yes	5	3	\$57.00	\$12.99	22.8%	Phil Raffel	
573	The Mission		06/10/13	03/27/13	04/11/13	Yes	5	5	\$134.71	\$25.27	18.8%	Phil Raffel	
641	M. Culinary @ SRP		06/22/13	04/08/13	05/08/13	Yes	7	7	\$135.15	\$15.31	11.3%	Phil Raffel	
650	M. Culinary @ SRP		06/24/13	04/10/13	05/10/13	Yes	12	17	\$298.50	\$55.55	18.6%	Phil Raffel	
689	M. Culinary @ SRP		06/26/13	04/12/13	05/12/13	Yes	9	11	\$172.25	\$9.78	5.7%	Phil Raffel	
717	M. Culinary @ SRP		06/29/13	04/15/13	05/15/13	Yes	15	15	\$269.90	\$58.17	21.6%	Phil Raffel	
625	M. Culinary @ SRP		06/19/13	04/05/13	05/05/13	Yes	8	7	\$158.40	\$11.56	7.3%	Phil Raffel	

Order Detail Drill Down

W Scottsdale -Triyar-Shade Lounge Order #: 600										Update Order Record	Added By: phil Last Edit: phil	06/16/13 12:00 AM 04/02/13 12:00 AM	Pick Ready
Order Number:	600	PO Num:	149746	Order Date:	06/16/2013	Date Paid:							
Invoice Version:	149746	Client PO Num:	149746	Est. Ship Date:		Amount Paid \$:	0.00						
Invoice Type:	Standard	Lot Num:		Ship Date:	04/02/2013	Pay Due Date:	05/02/13	DUE					
Comments:				Order Total:	\$246.50	Margin \$:	\$38.80	Margin %:	15.7%				
Code	Product	Product Size	Special Instructions	Order Quantity	Ship Quantity	Unit Cost	Unit Sale	Margin	Margin %	Discount \$	Line Total	Update	
84	Herb, Mint	Lb.		2	2	\$3.75	6.5000	\$5.50	57.7%	-	\$13.00	Update	
589	Cucumbers	Lb.		5	5	\$1.00	1.5000	\$2.50	66.7%	-	\$7.50	Update	
244	Berry-Blueberry	12 Ct.		1	1	\$36.00	42.5000	\$6.50	84.7%	-	\$42.50	Update	
242	Berry-Raspberry	12 Ct.		2	2	\$24.00	46.5000	\$45.00	51.6%	-	\$93.00	Update	
3649	Berry-Strawberry Dris. Clam	8 Ct.		2	2	\$25.50	18.7500	-	136.0%	-	\$37.50	Update	
417	Lemons, Fancy 140 Ct.	38-40 Lbs.		1	1	\$37.00	28.0000	-	132.1%	-	\$28.00	Update	
4183	Juice, Orange	4 Gal.		1	1	\$23.20	25.0000	\$1.80	92.8%	-	\$25.00	Update	





Copious™

Sales, Inventory Management, Accounting

Product

See all products sold by category for the selected date range, with selected sales person and Client criteria.

Copious
Admin Settings | Orders | Order Picking | e-ops | Truck Loading | Jobs List | Clients | Inventory | Inventory Update | Purchases | Account Transactions | Journal Transactions | Dash | Report Center | Phil Raffel

Sales
Product
Marketing
Aging
Operations
Purchasing
Inventory

Product Criteria Selection

Sales Person:

Client:

Vendor:

Start Date:

End Date:

Chart Format:

Product category sales between 1/9/2013 and 5/16/2014

Product Category	Quantity Sold	Total Sales	Margin \$	Margin %
B_Specialty Lettuces	17,149	\$243,525.85	\$77,274.02	32%
C_Specialties	4,375	\$156,126.25	\$27,235.38	17%
D_Baby Squashes	119	\$4,022.35	(\$1,152.13)	0%
E_Mushrooms	3,938	\$93,341.03	\$17,408.45	19%
F_Tomatoes	8,300	\$192,627.82	\$8,902.30	5%
G_Leaf Greens	4,402	\$79,843.80	\$18,190.64	23%
H_Mix Vegetables	12,471	\$377,602.48	\$64,438.95	17%
I_Peppers / Chilies	2,507	\$92,278.52	\$28,678.65	31%
J_Potatoes	3,985	\$104,130.71	\$16,847.93	16%
K_Onions	3,088	\$62,614.64	\$25,726.28	41%
L_Berries	5,257	\$144,321.67	(\$2,322.60)	0%
M_Fruits/Citrus	13,834	\$351,866.63	\$68,547.56	20%
N_Processed Vegetables	4,293	\$86,652.08	\$17,351.52	20%
O_Sprouts	250	\$5,203.06	\$1,873.82	36%
P_Fresh Juice	712	\$23,240.91	\$7,289.34	31%
Q_Edible Flowers / Leaves	713	\$10,498.34	\$3,577.94	34%
R_Assorted Nuts	99	\$5,188.86	(\$3,306.52)	0%
S_Miscellaneous	66	(\$1,779.42)	(\$3,051.65)	0%
T_Dairy / Tortilla / Misc.	11,627	\$116,646.43	\$28,633.15	25%
U_Organics	117	\$4,643.23	\$466.39	10%
W_AZ Local Farms	4	\$58.10	\$44.35	76%

Product Category Sales / Margin \$

■ Total Sales \$ ■ Margin \$

Simple Software Solutions, LLC.
8021 N. 9th Avenue
Phoenix, AZ 85021

Contact:
Phil Raffel
602-954-9099

Page 7



Copious™
Sales, Inventory Management, Accounting

Product Category Drill Down

Click a specific product category and see all sales order with margin. Click any column heading to change the sort. To review a specific order press the product update to review all the detail for the specific product.

Copious		B. Specialty Lettuces Ordered between 1/9/2013 and 5/16/2014											77 Item(s)		Close the browser window.	
Sales Description	Purchase Description	Sub-Category	Bin	Qty On Hand	Re-Order Point	Field Est.	Stock Level	Qty SNS	Qty Sold	Total Sales \$	Margin \$	Margin %	First Order	Last Order	Sales Person	Update
Alba mushroom White	Alba mushroom White PURC	-	2-11	5.7	-	5	-	0	8.9	\$574.19	\$39.42	6.9%	11/04/13	12/15/13	-	Update
Asparagus, Jumbo	Asparagus, Jumbo PURC	-	1-9a	15.0	10	-	20	0	389.4	\$15,713.35	\$3,837.34	24.4%	07/02/13	12/14/13	Kent Jones	Update
Chard, Baby Red Swiss	Chard, Baby Red Swiss PURC	-	1-12	2.0	-	-	-	0	4.0	\$86.00	\$24.00	27.8%	07/27/13	12/02/13	-	Update
Chard, Green Swiss	Chard, Green Swiss PURC	-	1-12	-	-	-	-	0	6.3	\$40.20	\$14.56	36.2%	07/23/13	12/11/13	-	Update
Chard, Rainbow	Chard, Rainbow PURC	-	1-12	2.8	-	-	-	0	12.3	\$358.10	\$99.44	27.8%	09/02/13	12/15/13	-	Update
Chard, Red Swiss	Chard, Red Swiss PURC	-	1-12	3.0	-	-	-	0	39.2	\$962.85	\$217.90	22.6%	06/13/13	12/15/13	-	Update
Greens, Dandelion	Greens, Dandelion PURC	-	-	1.5	-	-	-	0	18.5	\$342.48	\$93.48	24.4%	06/25/13	12/15/13	-	Update
Iceberg, Cleaned & cored	Iceberg, Cleaned & cored PURC	-	-	-	-	-	-	0	10.5	\$188.50	-	-	08/27/13	12/11/13	-	Update
Lett-Artisan Baby Gem	Lett-Artisan Baby Gem PURC	-	-	15.0	-	-	-	0	42.0	\$1,079.10	\$71.10	6.6%	06/30/13	12/12/13	-	Update
Lett-Artisan Romaine	Lett-Artisan Romaine PURC	-	1-24	5.0	2	-	-	0	79.0	\$2,010.18	\$430.18	21.4%	06/15/13	12/11/13	-	Update
Lett-Arugula	Lett-Arugula PURC	-	1-27	-	-	-	-	0	70.0	\$989.98	-	-	02/17/09	11/17/13	-	Update
Lett-Asian Mix Greens	Lett-Asian Mix Greens PURC	-	-	-	-	-	-	0	6.0	\$113.10	\$26.10	23.1%	08/06/13	09/03/13	-	Update
Lett-Baby Four Head Mix	Lett-Baby Four Head Mix PURC	-	4-063	4.0	-	-	-	0	46.0	\$657.65	\$174.65	26.6%	08/20/13	12/15/13	-	Update
Lett-Baby Gem	Lett-Baby Gem PURC	-	-	13.0	-	-	-	0	125.0	\$3,348.31	\$867.06	25.8%	06/13/13	12/14/13	-	Update
Lett-Baby Green Oak	Lett-Baby Green Oak PURC	-	4-059	7.0	-	-	-	0	72.5	\$978.28	\$362.02	37.0%	05/13/13	12/15/13	-	Update
Lett-Baby Green Romaine	Lett-Baby Green Romaine PURC	-	4-062	5.0	-	-	-	0	61.0	\$910.83	\$382.32	43.1%	07/13/13	12/08/13	-	Update
Lett-Baby Iceberg	Lett-Baby Iceberg PURC	-	-	4.0	-	-	-	0	96.6	\$4,112.40	\$840.69	15.6%	07/10/13	02/17/14	-	Update
Lett-Baby Red Oak	Lett-Baby Red Oak PURC	-	4-060	12.0	-	-	-	0	189.0	\$2,689.52	\$1,035.76	38.5%	05/13/13	12/15/13	-	Update
Lett-Baby Red Romaine	Lett-Baby Red Romaine PURC	-	4-061	11.0	-	-	-	0	96.0	\$1,330.48	\$514.48	38.7%	07/07/13	12/12/13	-	Update
Lett-Baby Spinach	Lett-Baby Spinach PURC	-	1-25	121.5	-	-	-	0	2,148.55	\$25,429.22	\$5,018.44	19.7%	02/17/09	12/15/13	-	Update
Lett-Baby Watercress	Lett-Baby Watercress PURC	-	1-12	-	-	-	-	0	0.5	\$10.75	\$3.50	32.6%	12/05/13	12/05/13	-	Update
Lett-Belgian Endive	Lett-Belgian Endive PURC	-	1-13	2.6	-	-	-	0	77.7	\$2,043.64	\$435.59	21.3%	06/28/10	12/15/13	-	Update
Lett-Belgian Endive Red	Lett-Belgian Endive Red PURC	-	1-13	-	-	-	-	0	10.2	\$450.59	\$44.58	9.9%	07/02/13	12/10/13	-	Update
Lett-Frisee Baby	Lett-Frisee Baby PURC	-	1-11	10.9	-	-	-	0	177.4	\$4,605.90	\$1,028.84	22.3%	02/17/09	12/15/13	-	Update
Lett-Frisee Circus	Lett-Frisee Circus PURC	-	1-11	10.0	-	-	-	0	138.2	\$3,959.81	\$1,240.82	31.3%	05/13/13	12/14/13	-	Update





Product Drill Down

One trip through the dashboard and you will have a solid understand about the products flowing through your business. The product drill down gives a quick look and all the granular details about how the product is moving through the business, with sales and margin graphs for each product.

Copious
Inventory Distribution Management
Admin Settings
Orders
Order Picking
Truck Loading
ToDo List
Clients
Inventory
Inventory Update
Purchases
Account Transactions
Journal Transactions

General
Product Sizes
Sales
Purchases
Quantity Log
Specials
Categories

General
Update Product Record

Asparagus, Jumbo

Description Client Orders: <input type="text" value="Asparagus, Jumbo"/>	Category: <input type="text" value="B. Specialty Lettuces"/> Sub-Category: <input type="text"/>	Active: <input type="text" value="Yes"/>
Purchase Description: <input type="text" value="Asparagus, Jumbo PURC"/>	Bin (Slot): <input type="text" value="1-9a"/>	Special Order (SPO): <input type="text" value="No"/>
Product Code (Main): <input type="text" value="631"/>	Country of Origin Label (COOL): <input type="text"/>	Sales Person: <input type="text" value="Kent Jones"/>
On Hand Quantity: <input type="text" value="15"/>	Re-Order Point: <input type="text" value="10"/>	Stock Level: <input type="text" value="20"/>

Temperature Instructions:

Quantity Shipped

Total Sales \$

Margin \$

Chart Type: Data Type:

Unit Price





Client Aging

Why just have an aging report when you can see everything from the dashboard. See what is due but also past sales totals and average days it usually takes to pay paid orders.

Copious Inventory Distribution Management																	
Aging Criteria Selection																	
Sales Person:	ALL	Client:	ALL	Start Date:	01/09/2013	End Date:	05/16/2014	Chart Format:	Graphic	Set Criteria							
Client Aging between 1/9/2013 and 5/16/2014																	
Client	Terms	Sales Person	Total Due	Over Due	0-15 Days	16-30 Days	31-60 Days	61-90 Days	Over 90 Days	Total Sales	Average Order	Total Orders	Average Days to Pay	First Order	Last Order	Last Pay Date	Review Orders
Amaro Pizzeria & Vino Lounge	Net 15	Phil Raffel	\$474.12	\$474.12	\$0.00	\$0.00	\$0.00	\$0.00	\$474.12	\$8,224.45	\$178.79	46	44	07/08/13	12/11/13	10/01/13	Orders
Andreoli Italian Grocer	Net COD	Phil Raffel	\$594.94	\$594.94	\$0.00	\$0.00	\$0.00	\$0.00	\$594.94	\$7,786.76	\$181.09	43	26	06/18/11	02/28/14	09/05/13	Orders
Arcadia Grill & Tavern	Net 15	Phil Raffel	\$91.35	\$91.35	\$0.00	\$0.00	\$0.00	\$0.00	\$91.35	\$91.35	\$45.68	2	-136	12/30/13	12/30/13	-	Orders
Arizona Culinary Institute	Net 7	Phil Raffel	\$2,853.72	\$2,853.72	\$0.00	\$0.00	\$0.00	\$0.00	\$2,853.72	\$25,903.83	\$177.42	146	39	01/03/13	12/15/13	09/18/13	Orders
Armadillo Grill	Net COD	Phil Raffel	\$2,964.01	\$2,964.01	\$0.00	\$0.00	\$0.00	\$0.00	\$2,964.01	\$7,401.61	\$180.53	41	-39	07/02/13	02/17/14	09/18/13	Orders
ASU Karsten Golf Course	Net 15	Phil Raffel	\$989.42	\$989.42	\$0.00	\$0.00	\$0.00	\$0.00	\$989.42	\$9,830.47	\$223.42	44	43	07/14/13	12/15/13	09/21/13	Orders
Atlas Bistro	Net COD	Phil Raffel	\$1,271.99	\$1,271.99	\$0.00	\$0.00	\$0.00	\$0.00	\$1,271.99	\$14,203.72	\$154.39	92	35	07/15/13	12/14/13	09/23/13	Orders
Banner Catering	Net 30	Phil Raffel	\$728.01	\$728.01	\$0.00	\$0.00	\$0.00	\$0.00	\$728.01	\$7,295.74	\$169.67	43	36	04/30/13	12/15/13	09/21/13	Orders
Barrio Queen Tequileria	Net 30	Phil Raffel	\$33,035.78	\$33,035.78	\$0.00	\$0.00	\$0.00	\$0.00	\$33,035.78	\$53,498.01	\$127.76	42	-70	10/06/13	02/17/14	10/01/13	Orders
Becketts Table	Net 7	Phil Raffel	\$1,459.41	\$1,459.41	\$0.00	\$0.00	\$0.00	\$0.00	\$1,459.41	\$16,527.22	\$384.35	43	35	07/03/13	12/15/13	10/01/13	Orders
Bink	Net 15	Phil Raffel	\$1,916.56	\$1,916.56	\$0.00	\$0.00	\$0.00	\$0.00	\$1,916.56	\$16,583.40	\$134.82	123	15	05/01/13	12/13/13	09/19/13	Orders
Blissworld	Net COD	Phil Raffel	\$527.55	\$527.55	\$0.00	\$0.00	\$0.00	\$0.00	\$527.55	\$18,324.53	\$142.05	129	66	07/28/13	12/30/13	10/01/13	Orders
Blue Hound Kitchen	Net 30	Phil Raffel	\$467.11	\$467.11	\$0.00	\$0.00	\$0.00	\$0.00	\$467.11	\$2,213.69	\$59.83	37	-19	03/13/13	12/13/13	04/05/14	Orders
Bourbon Steak	Net 30	Phil Raffel	\$20,338.06	\$20,338.06	\$0.00	\$0.00	\$0.00	\$0.00	\$20,338.06	\$85,385.32	\$186.02	459	-6	01/03/13	12/15/13	10/01/13	Orders
			\$364.34	\$364.34	\$0.00	\$0.00	\$0.00	\$0.00	\$364.34	\$7,373.17	\$184.33	40	40	04/30/13	12/10/13	10/01/13	Orders

Client Aging Order Drill Down

Copious Inventory Distribution Management															
Client:	Amaro Pizzeria & Vino Lounge	# Days:	390	Order # Search:		Re-Query Order Records	42 records selected.								
Orders															
Order #	Update	Client Description	WEB Order	Order Date	Ship Date	Due Date	Paid	Line Items Sold	City	Total Sales	Margin	Margin %	Add Date	Last Edit Date	Last Edit User
11084	Update	Amaro Pizzeria & Vino Lounge	Yes	02/28/14	-	02/28/14		0	0	-	-	0.0%	02/28/14 11:50 AM	02/28/14 11:50 AM	-
9614	Update	Amaro Pizzeria & Vino Lounge		11/24/13	11/21/13	09/10/13		19	11	\$279.42	\$42.32	15.1%	11/24/13 4:21 AM	09/10/13 4:40 AM	Kent Jones
9277	Update	Amaro Pizzeria & Vino Lounge		11/19/13	10/01/13	09/05/13	Yes	16	11	\$211.22	\$38.09	18.0%	11/19/13 2:02 AM	09/05/13 2:07 AM	Kent Jones
8774	Update	Amaro Pizzeria & Vino Lounge		11/11/13	08/29/13	08/28/13		9	4	\$99.76	\$18.10	18.1%	11/11/13 2:21 AM	08/28/13 6:08 AM	Kent Jones
8453	Update	Amaro Pizzeria & Vino Lounge		11/08/13	08/24/13	08/23/13	Yes	22	9	\$213.74	\$26.69	12.0%	11/08/13 2:59 AM	08/29/13 6:45 AM	Kent Jones
8285	Update	Amaro Pizzeria & Vino Lounge		11/04/13	08/21/13	08/21/13	Yes	15	8	\$121.95	\$24.01	19.7%	11/04/13 2:46 AM	08/21/13 10:23 AM	Fran Tucker
7869	Update	Amaro Pizzeria & Vino Lounge		10/29/13	08/16/13	08/15/13	Yes	22	12	\$286.95	\$37.26	13.0%	10/29/13 3:49 AM	08/15/13 3:53 AM	Kent Jones
7463	Update	Amaro Pizzeria & Vino Lounge		10/23/13	08/10/13	08/09/13	Yes	6	5	\$139.75	\$21.99	15.7%	10/23/13 4:15 AM	08/12/13 6:49 AM	Kent Jones
7305	Update	Amaro Pizzeria & Vino Lounge		10/21/13	08/07/13	08/07/13	Yes	3	1	\$47.88	\$1.30	2.7%	10/21/13 3:39 AM	08/07/13 3:40 AM	Kent Jones
7304	Update	Amaro Pizzeria & Vino Lounge		10/21/13	08/07/13	08/07/13	Yes	22	12	\$259.30	\$47.40	18.3%	10/21/13 3:34 AM	08/07/13 3:40 AM	Kent Jones
7080	Update	Amaro Pizzeria & Vino Lounge		10/17/13	08/05/13	08/03/13	Yes	10	3	\$92.10	\$15.00	16.3%	10/17/13 3:15 AM	08/03/13 3:20 AM	Kent Jones
6849	Update	Amaro Pizzeria & Vino Lounge		10/14/13	08/01/13	07/31/13	Yes	21	8	\$192.44	\$13.83	7.2%	10/14/13 3:45 AM	07/31/13 3:48 AM	Fran Tucker
6469	Update	Amaro Pizzeria & Vino Lounge		10/08/13	07/25/13	07/25/13	Yes	12	12	\$283.07	\$31.39	11.1%	10/08/13 2:53 AM	07/25/13 2:56 AM	Kent Jones
6072	Update	Amaro Pizzeria & Vino Lounge		10/02/13	07/20/13	07/19/13	Yes	19	10	\$211.11	\$17.12	8.1%	10/02/13 3:42 AM	07/19/13 3:44 AM	Fran Tucker
6090	Update	Amaro Pizzeria & Vino Lounge		09/26/13	07/13/13	07/13/13	Yes	3	1	\$28.34	\$3.45	12.2%	09/26/13 4:23 AM	07/13/13 4:23 AM	Fran Tucker
6094	Update	Amaro Pizzeria & Vino Lounge		09/26/13	07/13/13	07/13/13	Yes	18	11	\$249.29	\$35.82	14.4%	09/26/13 4:16 AM	07/13/13 4:22 AM	Fran Tucker





Copious™

Sales, Inventory Management, Accounting

Client Aging Order Line Item Detail Drill Down

Copious
Inventory Distribution Management
Admin Settings
Orders
Order Picking
Truck Loading
ToDo List 1
Clients
Inventory
Inventory Update
Purchases
Account Transactions
Journal Transactions
Dash

Ordered Items
Delivery
Related PO

Amaro Pizzeria & Vino Lounge
Order #: 4680

Update Order Record
Added By: fran
09/10/13 3:36 AM
Pick Ready

Order Number: 4680

Invoice Version: 0

Invoice Type: Standard

PO Num:

Client PO Num:

Lot Num: 4680

Order Date: 09/10/2013

Est. Ship Date:

Ship Date: 06/27/2013

Date Paid: 06/30/2013

Amount Paid \$: 330.19

Pay Due Date: 06/27/13 Paid

Comments: Corrected Invoice from yesterday - For your records

Order Total: **\$330.19**

Margin \$: **\$59.94**

Margin %: **18.2%**

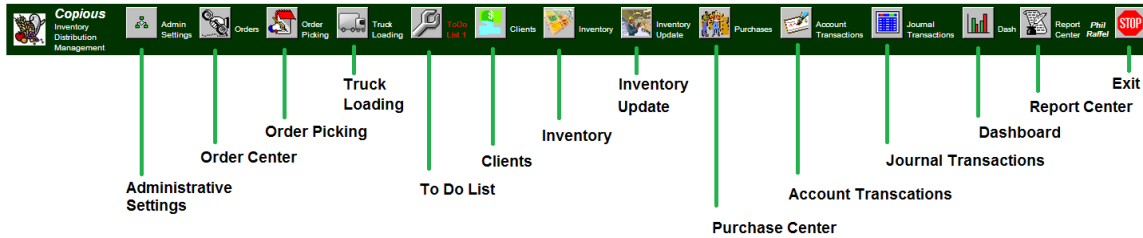
Code	Product	Product Size	Special Instructions	Order Quantity	Ship Quantity	Unit Cost	Unit Sale	Margin	Margin %	Discount \$	Line Total	Update	Delete
72	Herb, Basil	Lb.		2	2	\$2.95	6.1100	\$6.32	48.3%	-	\$12.22	Update	
253	Parsley, Italian	Ea.		5	5	\$0.24	0.5800	\$1.71	41.0%	-	\$2.90	Update	
217	Lett-Mesculin Mix	3 Lbs.		1	1	\$5.25	8.5500	\$3.30	61.4%	-	\$8.55	Update	
2338	Lett-Baby Spinach	4 Lbs.		2	2	\$9.50	11.1000	\$3.20	85.6%	-	\$22.20	Update	
3764	Micro Pea Shoot Green	4oz		1	1	\$7.75	13.2000	\$5.45	58.7%	-	\$13.20	Update	
5307	Broccolini	Ea		5	5	\$1.57	2.6300	\$5.31	59.6%	-	\$13.15	Update	
140	Garlic, W/P, California	5 Lbs.		1	1	\$10.71	12.9600	\$2.25	82.7%	-	\$12.96	Update	
141	Shallots, W/P	5 Lbs.		1	1	\$11.21	16.5900	\$5.38	67.6%	-	\$16.59	Update	
635	Mush-Medium White	Lb.		3	3	\$1.50	2.4000	\$2.70	62.5%	-	\$7.20	Update	
2516	Mush-Crimini	Lb.		3	3	\$1.80	3.3000	\$4.50	54.5%	-	\$9.90	Update	
4047	Asparagus, Standard	5 Lbs.		1	1	\$13.65	16.6300	\$2.98	82.1%	-	\$16.63	Update	
4067	Beets, Gold Large	5 Lbs.		1	1	\$4.00	7.2500	\$3.25	55.2%	-	\$7.25	Update	
4053	Brussell Sprouts	5 Lbs.		1	1	\$7.00	9.5000	\$2.50	73.7%	-	\$9.50	Update	
4056	Carrots, Jumbo	5 Lbs.		1	1	\$2.10	4.4000	\$2.30	47.7%	-	\$4.40	Update	
488	Cabbage, Napa	ea.		2	2	\$1.21	2.0300	\$1.64	59.5%	-	\$4.06	Update	
954	Potato, 40 Ct.	50 Lbs.		1	1	\$21.58	19.6800	-	109.7%	-	\$19.68	Update	
437	Onions, Ylw Jumbo	50 Lbs.		0.5	0.5	\$11.50	17.5000	\$3.00	65.7%	-	\$8.75	Update	
417	Lemons, Fancy 140 Ct.	38-40 Lbs.		1	1	\$37.00	34.1000	-	108.5%	-	\$34.10	Update	





The Copious Tool Bar

If you are on your phone, pad, PC or Mac you will see and have the same update capabilities. The bar shown in this example is for a user that has full administrative rights to the system. Most system users will only see the buttons that they have access to. This makes training a snap, users only see what pertains to them.



Administrative Settings	All major system settings with the system are managed from the administration screen.
Order Center	Where orders are managed.
Order Picking	Pickers out in the warehouse have a dynamic pick list. If they have a smart phone they can use that as the picking tool. Buttons are large text is easy to read even from the smallest screens.
Truck Loading	A graphical view of how the truck should be loaded. Copious automatically calculates the pallet and box sizes so the product will fit and where it should be placed for optimal unloading on the route.
To Do Lists	A simple listing for your staff and salespeople. A counter next to the label will turn red and show the number count of items in the to do list. Once complete, they are checked off.
Clients	The client center allows a quick glance at overall sales and margins for all customers or just those assigned to a specific sales person.
Inventory	The inventory management center also allows for a quick review of how well the product is performing with alerts to expiring product.
Inventory Update	Designed to allow for a quick update of product quantity, or even add a current picture. Most tables and phones have great cameras, take advantage of it!
Purchase Center	Your Purchasing & Receivables department are about to get an upgrade. Tools to stream line the entire process and get new moving product into the warehouse.
Account Transactions	Cash Accounting Checks, Deposits and account transfers. All client orders and vendor purchase orders are tied together, click off order and PO's with ease.
Journal Transactions	Accrual Accounting Transactions and monthly/yearly accounting administration.
Dashboard	Graphically see sales, client and vendor performance. Drill into specific orders, clients and product. Words can not describe how much knowledge you can pull from the system so quickly, you have to see it!
Report Center	Reports organized by functional areas covering all aspects of sales, operation, product, client and accounting.
Exit	Log out and good bye





Administrative Settings / Security

Security groups are maintained from the administrative settings, security tab. Users are assigned to security groups. Security groups are assigned specific rights to system screens. This keeps users focused on the specific use area. For example: The accounting group is responsible for accounting functions. The shipping group does not need to work with accounting data just screens associated with sales and inventory.

Screen / Control	View	Edit	Add	Delete
Administrative (100)	✗	✗	✗	✗
Order (200)	✓	✓	✗	✗
Order Detail (201)	✓	✗	✗	✗
Client (300)	✗	✗	✗	✗
Client Pricing (301)	✗	✗	✗	✗
Client Terms (302)	✗	✗	✗	✗
Product (400)	✗	✗	✗	✗
Product Detail (401)	✗	✗	✗	✗
Vendor (600)	✗	✗	✗	✗
Vendor Detail (601)	✗	✗	✗	✗
Reports (700)	✓	✗	✗	✗
Users (800)	✗	✗	✗	✗
User Preferences (801)	✗	✗	✗	✗
Security (900)	✗	✗	✗	✗
Transaction (1000)	✗	✗	✗	✗
Field Estimates (1100)	✓	✓	✓	✓





Order Center

See orders based on user selected criteria with sales total, margin amount and margin percent for each order.

Order #	Update	Client Description	WEB Order	Order Date	Ship Date	Due Date	Line Items	Qty Sold	Total Sales	Margin	Margin %	Add Date	Last Edit Date	Last Edit User
11084	Update	Amaro Pizzeria & Vino Lounge	Yes	02/28/14	-	02/28/14	0	0	-	-	0.0%	02/28/14 11:50 AM	02/28/14 11:50 AM	-
11083	Update	The Parlor		02/17/14	-	12/04/13	11	29	\$465.24	\$127.45	27.4%	02/17/14 8:35 PM	12/14/13 11:33 PM	Phil Raffel
11082	Update	Arizona Culinary Institute		02/17/14	-	12/11/13	3	6	\$99.75	\$23.67	23.7%	02/17/14 8:34 PM	12/09/13 10:22 PM	Phil Raffel
11081	Update	Arizona Culinary Institute	Yes	02/17/14	-	12/11/13	0	0	-	-	0.0%	02/17/14 8:31 PM	12/04/13 8:31 PM	-
11080	Update	Banner Catering	Yes	02/17/14	-	12/11/13	6	52	\$1,433.08	\$219.50	15.3%	02/17/14 8:29 PM	12/05/13 5:52 PM	Phil Raffel
11079	Update	TEST DO NOT PROCESS!	Yes	02/09/14	-	11/26/13	1	1	\$5.27	\$1.25	23.7%	02/09/14 4:32 PM	12/05/13 6:06 PM	Phil Raffel
11078	Update	TEST DO NOT PROCESS!	Yes	01/28/14	11/14/13	11/14/13	0	0	-	-	0.0%	01/28/14 7:24 AM	11/14/13 7:24 AM	-
11077	Update	TEST DO NOT PROCESS!	Yes	12/30/13	10/22/13	10/16/13	0	0	-	-	0.0%	12/30/13 2:19 PM	10/22/13 5:02 PM	Phil Raffel
11076	Update	Bink		12/30/13	-	10/16/13	2	1	\$26.58	\$0.71	2.7%	12/30/13 2:18 PM	10/16/13 2:18 PM	Phil Raffel
11075	Update	Bink		12/30/13	-	10/16/13	1	1	\$70.85	\$4.80	6.8%	12/30/13 2:15 PM	10/16/13 2:17 PM	Phil Raffel
11074	Update	Andreoli Italian Grocer		12/30/13	-	10/16/13	1	0	\$3.00	\$0.19	6.3%	12/30/13 2:15 PM	12/04/13 5:14 PM	Phil Raffel
11073	Update	Andreoli Italian Grocer		12/30/13	11/26/13	10/16/13	1	3	\$88.35	\$14.40	16.3%	12/30/13 2:05 PM	10/16/13 2:08 PM	Phil Raffel
11072	Update	TEST DO NOT PROCESS!		12/15/13	10/04/13	10/01/13	1	1	\$8.65	\$3.15	36.4%	12/15/13 6:11 PM	10/04/13 6:23 PM	Phil Raffel
11071	Update	Phoenix Public Market	Yes	12/15/13	10/02/13	10/01/13	1	3	\$76.05	\$16.05	21.1%	12/15/13 1:36 PM	10/04/13 3:25 PM	Phil Raffel
11070	Update	Mid City Kitchen	Yes	12/15/13	-	10/31/13	1	0	\$4.25	\$0.28	6.6%	12/15/13 11:56 AM	10/01/13 11:58 AM	Phil Raffel
11069	Update	Fabulous Foods		12/15/13	10/01/13	10/16/13	1	11	\$392.70	\$62.70	16.0%	12/15/13 11:05 AM	10/04/13 5:47 PM	Phil Raffel
11068	Update	La Boccia Urban Pizzeria		12/15/13	-	10/16/13	1	0	\$7.80	\$0.56	7.2%	12/15/13 10:34 AM	10/01/13 10:35 AM	Mitch Taylor
11067	Update	Atlas Bistro		12/15/13	10/01/13	10/01/13	26	19	\$300.86	\$58.07	19.6%	12/15/13 9:57 AM	12/04/13 1:38 AM	Phil Raffel
11066	Update	Cowboy Ciao		12/15/13	10/01/13	10/01/13	15	6	\$219.71	\$28.80	11.7%	12/15/13 9:36 AM	10/01/13 10:56 AM	Mitch Taylor
11063	Update	Virtu		12/15/13	-	10/01/13	1	1	\$33.10	\$5.10	15.4%	12/15/13 9:11 AM	10/01/13 9:11 AM	Kiant Jones
11061	Update	Peah		12/15/13	10/01/13	10/08/13	17	6	\$174.13	\$10.84	6.2%	12/15/13 8:30 AM	10/01/13 8:34 AM	Julio Romo

On each order line item see cost and margin. Pricing is set based on a fixed or percentage mark-up. During entry the price can be updated if needed. Based on the update the sales person can immediately see the overall impact to the order.

Code	Product	Product Size	Special Instructions	Order Quantity	Ship Quantity	Unit Cost	Unit Sale	Margin	Margin %	Discount %	Line Total	Update	Delete
954	Potato, 40 Ct.	50 Lbs.		3	4	\$21.58	26.0000	\$17.68	83.0%	-	\$104.00	Update	
3343	Tortillas, 14" Flour	2 Dz.		1	1	\$3.80	8.0000	\$4.20	47.5%	-	\$8.00	Update	
19	Herb, Chervil	8 oz.		2	3	\$4.00	8.0000	\$12.00	50.0%	-	\$24.00	Update	
5204	Micro Herbs de Provence	4oz		1	1	\$7.75	12.5000	\$4.75	62.0%	-	\$12.50	Update	
3569	Lett-Baby Iceberg	40 Ct.		2	2	\$35.50	42.0000	\$13.00	84.5%	-	\$84.00	Update	
4568	Lett-Baby Iceberg	Ea		1	2	\$0.89	2.4300	\$3.08	36.6%	-	\$4.86	Update	
2	Herb, Basil	8 oz.		1	5	\$1.48	3.0600	\$7.90	48.4%	-	\$15.30	Update	
3828	Mush-Shiitake Dried	Lb.		1	2	\$11.00	15.5000	\$9.00	71.0%	-	\$31.00	Update	
3785	Petite Basil	4oz		1	3	\$7.75	12.7500	\$15.00	60.8%	-	\$38.25	Update	
4592	Micro Lemon Balm	4oz		11	11	\$7.75	12.5000	\$52.25	62.0%	-	\$137.50	Update	
4142	Herb, Basil, Thai	8 oz.		1	1	\$2.75	5.8300	\$3.08	47.2%	-	\$5.83	Update	





Related Purchase Orders

At the time an item is added to an order Copious automatically assigns un-expired product from purchases last In first out, LIFO. This is how COPIOUS ties ordered product to a purchase order for accountability to the vendor and product expiration alerts.

Invoices

On invoice listings throughout the system you will see the order number highlighted in blue. From any of these blue hyperlinks you can click to create a PDF of the invoice. ***The invoice format is customized to your specification.*** This can be emailed or printed, if you still have a printer.

INVOICE



Raffel Farms
8021 N. 9th Avenue
Phoenix, Arizona
85021
602-954-9099

Order # : 11083
PO # :
Cust PO # :
Lot # : 11083
Order Date : 02/17/2014
Ship Date :

Billing:
The Parlor
Chef Logan
1916 E Camelback Road
Phoenix, AZ 85016

Ship To:
The Parlor
1916 E Camelback Road
Phoenix, AZ 85016

**PAYMENT DUE:
Please Remit From Invoice**

Description	Lot #	Size	Ordered	Shipped	Unit Price	Line Total
Herb, Basil		8 oz.	1.00	5.00	\$3.06	\$15.30
Herb, Basil, Thai		8 oz.	1.00	1.00	\$5.83	\$5.83
Herb, Chervil		8 oz.	2.00	3.00	\$8.00	\$24.00
Lett-Baby Iceberg		40 Ct.	2.00	2.00	\$42.00	\$84.00
Lett-Baby Iceberg		Ea.	1.00	2.00	\$2.43	\$4.86
Micro Herbs de Provence		4oz	1.00	1.00	\$12.50	\$12.50
Micro Lemon Balm		4oz	11.00	11.00	\$12.50	\$137.50
Mush-Shiitake Dried		Lb.	1.00	2.00	\$15.50	\$31.00
Petite Basil		4oz	1.00	3.00	\$12.75	\$38.25
Potato, 40 Ct.		50 Lbs.	3.00	4.00	\$26.00	\$104.00
Tortillas, 14" Flour		2 Dz.	1.00	1.00	\$8.00	\$8.00

Ship Type :

Truck # : 8
Stop # :

Freight : \$0.00
Order Total : \$465.24
Total Paid : \$0.00
Total Due : \$465.24

Raffel Farms is Certified Organic by CCOF.
Federal Tax ID#: 86-0387853
Raffel Farms is a member of THE JAMES BEARD FOUNDATION & Slow Food USA.


The perishable agricultural commodities listed on this invoice are sold subject to the statutory trust authorized by section 5 (c) of the Perishable Agricultural Commodities Act, 1930 (7 U.S.C. 499e(c)). The seller of these commodities retains a trust claim over these commodities, all inventories of food or other products delivered from these commodities, and any receivables or proceeds from the sale of these commodities until full





Order Picking

The buttons and text are big and easy to see and update from a small screen. As product is picked it is highlighted in green. This is immediately updated throughout the system. Take that printed pick sheets!



Picker Entry System, Select an order to pick.

Update Inventory + -

Bob, Picking

Truck Plan Log Out

To Do List 0 Pick Summary

My Pick List

Pick List All

Order List

Order #	Client	Order Date	Truck	Stop
<input type="text" value="43304"/>	Proper - Tucson	05/15/2014		
<input type="text" value="43334"/>	Becketts Table	05/15/2014	1	17
<input type="text" value="43313"/>	Binks ##### MidTown	05/15/2014	1	11
<input type="text" value="43306"/>	Blue Hound/Hotel Palomar	05/15/2014	1	2
<input type="text" value="43299"/>	Chestnut	05/15/2014	1	15

Order ready to be picked are at the top of the list. As order are fully picked they will turn green and move below the orders needing to be picked.

Ship To:
Blue Hound/Hotel Palomar
2 E. Jefferson St.
Phoenix, AZ 85004

PICK TICKET

Order #: 43306
Lot #: 43306
Order Date: 05/15/2014
Truck #: 1
Stop #: 2

	Pick	Ordered	Picked	Size	Product	
<input type="button" value="Update"/>	<input type="text"/>	16	0	Ea.	Avocados, Hass, 60 Ct.	<input type="button" value="Short"/>
<input type="button" value="Update"/>	<input type="text"/>	1	0	Cs. 3#	Baby Arugula, Organic	<input type="button" value="Short"/>
<input type="button" value="Update"/>	<input type="text"/>	1	0	Cs. 4#	Baby Spinach, Organic	<input type="button" value="Short"/>
<input type="button" value="Update"/>	<input type="text"/>	5	5.1	Lb.	Beets, Red, Loose, Organic	<input type="button" value="Short"/>
<input type="button" value="Update"/>	<input type="text"/>	1	1	Cs. 12 Lbs.	Broccoli Crowns	<input type="button" value="Short"/>
<input type="button" value="Update"/>	<input type="text"/>	2	2	Ea.	Celery	<input type="button" value="Short"/>





To Do Lists

A simple commutation to the staff of extra items that need to get completed before the shift is over.

The screenshot shows a software interface with a dark green header bar containing navigation icons for: Copious Inventory Distribution Management, Admin Settings, Orders, Order Picking, Truck Loading, To Do List 1 (highlighted), Clients, Inventory, and Inventory Update. Below the header is a table with two columns: 'Action' and 'To Do Item'. The first row has a 'Complete' button in a grey box and the text 'Take truck 2 in for an oil change.'. The second row has a 'Complete' button in a grey box and the text 'Check Inventory Location 1-2.'.

Action	To Do Item
Complete	Take truck 2 in for an oil change.
Complete	Check Inventory Location 1-2.





Client Center

From the search screen you can see overall client sales activity and see if they have been actively ordering product from the WEB.

Client ID#	Description	Contact	First Order	Last Order	Total Sales \$	Total # Orders	Avg. Sale \$	30 Day Sales \$	30 Day # Orders	Truck	Stop	Update	Active	WEB Active
345	Aesthetic Taste Catering	Greg & Lisa Cowan	09/01/2013	09/01/2013	\$364.14	2	\$182.07	-	-	-	-	Update	✓	✓
1004	Amaro Pizzeria & Vino Lounge	-	06/18/2011	02/28/2014	\$7,786.76	43	\$181.09	-	-	9	14	Update	✓	✓
1066	Andreoli Italian Grocer	Chef Giovanni	12/30/2013	12/30/2013	\$91.35	2	\$45.68	-	-	10	1	Update	✓	✓
939	Arcadia Grill & Tavern	Chef Robert Wagner	01/03/2013	12/15/2013	\$25,903.83	146	\$177.42	-	-	3	3	Update	✓	✓
1158	Arizona Biltmore	Chef Todd Sicolo	-	-	-	-	-	-	-	-	-	Update	✓	✓
1159	Arizona Biltmore C.C.-Adobe Rest.	NEW Client	-	-	-	-	-	-	-	-	-	Update	✓	✓
1071	Arizona Culinary Institute	-	07/02/2013	02/17/2014	\$7,401.61	41	\$180.53	-	-	10	-	Update	✓	✓
1056	Armadillo Grill	Chef Azael Becerra	07/14/2013	12/15/2013	\$9,830.47	44	\$223.42	-	-	8	9	Update	✓	✓
928	ASU Karsten Golf Course	chef Andrew	07/15/2013	12/14/2013	\$14,203.72	92	\$154.39	-	-	6	4	Update	✓	✓
1118	Atlas Bistro	Chef Cary Wilson	04/30/2013	12/15/2013	\$7,285.74	43	\$169.67	-	-	3	8	Update	✓	✓
1154	Banner Catering	Ken	10/06/2013	02/17/2014	\$53,498.01	42	\$1,273.76	-	-	-	-	Update	✓	✗
1130	Barrel House	Larry	08/07/2013	08/07/2013	\$91.88	1	\$91.88	-	-	-	-	Update	✓	✓
1086	Barrio Café / 16th Street	Chef Julio	04/29/2013	04/30/2013	\$253.00	2	\$126.50	-	-	-	-	Update	✓	✓
1074	Barrio Queen Tequileria	Chef Agustine Salcido	07/03/2013	12/15/2013	\$16,527.22	43	\$384.36	-	-	5	9	Update	✓	✓
1000	Beckets Table	Chef Justin Beckett	05/01/2013	12/13/2013	\$16,583.40	123	\$134.82	-	-	3	10	Update	✓	✓
254	Bella Fresh Phoenix	Dan Langford	01/30/2013	10/12/2013	\$183.30	3	\$54.43	-	-	-	-	Update	✓	✓

General

General information about the client. This where the sales person is assigned and what delivery group is assigned.

General		Contacts	Terms / Pricing	WEB Order Access	My Products	Special Products
General Arcadia Grill & Tavern						
Company Name:	Arcadia Grill & Tavern	Mailing Address:	4801 E. Indian School Road	Active:	Yes	
Contact:	Chef Robert Wagner	City/State/Zip:	Phoenix AZ 85018	WEB Active:	Yes	
Phone:	602-840-3950 Fax 602-84	eMail:	wagner87@yahoo.com	Sales Person:	Phil Raffel	
Shipping Contact:	Arcadia Grill & Tavern	Shipping Address:	4801 E. Indian School Road	Truck #:	3	
		City/State/Zip:	Phoenix AZ 85018	Stop #:	3	
Accounts Payable Contact:		Accounts Payable Phone:		Delivery Group:		
Comments:	4/09 entered 5/09 start Paul Seroka aat. Pay. 480-239-4116. Open 7-1 Chef Robert cell 480-994-3517 Corp. Paul a/p 480-941-0101xt104 Matt owner. Open 1-5					
Show comments on Invoice:	Yes					
Show comments on Bill of Lading (BOL):						





Copious™

Sales, Inventory Management, Accounting

Contacts

Enter as many as needed. Customers have different contact for different ordering functions. We give the ability to log as many contact as you need for a customer.

Copious Inventory Distribution Management Admin Settings Orders Order Picking Truck Loading To-Do List 3 Clients Inventory Inventory Update Purchases Account Transactions Journal Transactions Dash Report Center Phil Raffel

General **Contacts** Terms / Pricing WEB Order Access My Products Special Products

Arcadia Grill & Tavern Contact Updated Add Client Contact

Name	Title	Work Phone	Mobile Phone	eMail	Comment	Update	Contact List
Phil Raffel	Owner	602-954-9099	602-741-6350	praffel@raffelsystems.com	Type A		
Jeff Johnson	Manager	602-234-3434		jeff@raffelsystems.com			
Mary Ross	Account Payable	602-234-2222		mary@raffelsystems.com	Contact for Payments		
Gary Roberts	Head Chef	602-234-2325	602-545-9898	gary@raffelsystems.com	Do not call for collections!		

Terms and Pricing

At the time orders are created the due date and the pricing will be based on the settings from this screen. If needed a "special price" can be assigned to the client. At the time an order is generated that is the price they will pay for the special item.

Copious Inventory Distribution Management Admin Settings Orders Order Picking Truck Loading To-Do List 3 Clients Inventory Inventory Update Purchases Account Transactions Journal Transactions Dash Report Center Phil Raffel

General **Contacts** **Terms / Pricing** WEB Order Access My Products Special Products

Successful Update Arcadia Grill & Tavern Update Client Terms

Terms: Price Bank: Account:

Default Invoice Type: Show running balance due total on invoice: On Copy of Order do not use current pricing, use pricing based on copied order:

Client Special Product Pricing These prices will override the default unit price on orders until it is removed. Add Special Pricing

Product: Product Code: Special Price:

Product Code	Description	Size	Base Cost	Special Price
8989	cheese	12Ct	\$32.50	\$35.00



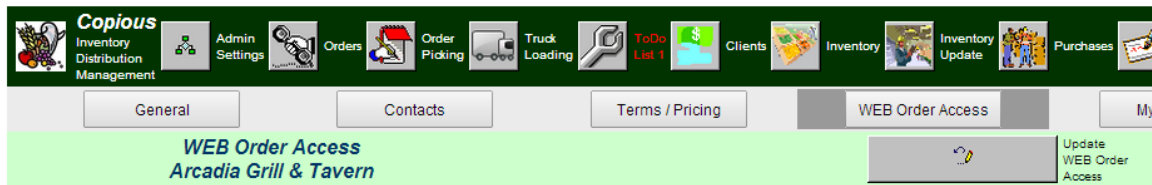


WEB Access

Customer Account Status

A customer must be active, WEB active and have a login to open the customer center. The receiving department can also assign a account status based on aged orders. Customer account status can be set to active, soft approval, hard approval or ordering not allowed. Soft approval means orders can be made but the order will show they have a balance that is overdue. Hard approval means the customer can make an order but it will not ship until the overdue balance is taken care of. "Order not allowed" status will block the customer from making an order, the customer is notified the overdue balance must be taken care of first.

The WEB Order Access screen is where the customer active and login settings are updated.



WEB Active:
Customer must be assigned as an active customer as well to gain WEB Order access.

Active:
Customer active yes/no.

Customer Logon:
Customer WEB center logon for customer, must be unique.

Customer Password:

Customer Welcome Message (Optional):





My Products

Customer Order Guide

This is where the products a customer is always ordering are assigned. At the time of ordering the customer can open an order and simply enter the number of their order guide that they need to order. Once the order is completed by the customer it is on the system and ready to be picked from the warehouse.

Admin Settings Orders Order Picking Truck Loading ToDo List Clients Inventory Inventory Update Purchases Account Transactions Journal Transactions Dash Report Center								
General Contacts Terms / Pricing WEB Order Access My Products Special Products								
My Products <i>Arcadia Grill & Tavern</i>								
Default products that are added to an order when it is opened in the system.								
Product Code	Product	Size	Category	Up	Down	Select	Remove	
2559	Apples, Baby Gala	10 Lbs.	M. Fruits/Citrus	+	-	Select	Delete	
217	Lett-Mesoulin Mix	3 Lbs.	B. Specialty Lettuces	+	-	Select	Delete	
140	Garlic, W/P, California	5 Lbs.	C. Specialties	+	-	Select	Delete	
308	Mush-Button White	10 Lbs.	E. Mushrooms	+	-	Select	Delete	
494	Tomato, 5x5x2	60 Ct.	F. Tomatoes	+	-	Select	Delete	
583	Tomato, Cherry Red	12 Ct.	F. Tomatoes	+	-	Select	Delete	
416	Tomato, Roma Red	25 Lbs.	F. Tomatoes	+	-	Select	Delete	
296	Lett-Green Leaf	24 Ct.	G. Leaf Greens	+	-	Select	Delete	
2605	Lett-Loeberg Cello	24 Ct.	G. Leaf Greens	+	-	Select	Delete	
968	Asparagus, Standard	11 Lbs.	H. Mix Vegetables	+	-	Select	Delete	
474	Avocados	60 Ct.	H. Mix Vegetables	+	-	Select	Delete	
488	Cabbage, Green	Lb.	H. Mix Vegetables	+	-	Select	Delete	
696	Carrots, Jumbo	25 Lbs.	H. Mix Vegetables	+	-	Select	Delete	
610	Celery	24 Ct.	H. Mix Vegetables	+	-	Select	Delete	
700	Corn, Ylw	48 Ct.	H. Mix Vegetables	+	-	Select	Delete	
265	Cucumbers, Hot House	12 Ct.	H. Mix Vegetables	+	-	Select	Delete	
519	Squash, Ylw	22 Lbs.	H. Mix Vegetables	+	-	Select	Delete	
346	Zucchini, Green	25 Lbs.	H. Mix Vegetables	+	-	Select	Delete	
509	Bell Peppers, Green	Lb.	I. Peppers / Chillies	+	-	Select	Delete	
4017	Bell Peppers, Red	5 Lbs.	I. Peppers / Chillies	+	-	Select	Delete	
421	Onions, Green	48 Ct.	K. Onions	+	-	Select	Delete	
268	Chili, Anaheim	10 Lbs.	I. Peppers / Chillies	+	-	Select	Delete	
1599	Chili, Habanero	Lb.	I. Peppers / Chillies	+	-	Select	Delete	
209	Chili, Jalapeno	10 Lbs.	I. Peppers / Chillies	+	-	Select	Delete	
830	Chili, Poblano	10 Lbs.	I. Peppers / Chillies	+	-	Select	Delete	

Special Products

Special products are items that are not WEB active and only available for selected customers where the product is assigned.

Admin Settings Orders Order Picking Truck Loading ToDo List Clients Inventory Inventory Update Purchases Account Transactions Journal Transactions Dash Report Center								
General Contacts Terms / Pricing WEB Order Access My Products Special Products								
Special Products <i>Arcadia Grill & Tavern</i>								
Default products that are added to an order when it is opened in the system.								
Products that will show in the clients WEB order screen, even if it is not a WEB order active product.								
Product: <input type="text"/>						Product Code: <input type="text"/>		
Product Code	Description	Size	Base Cost	Active	WEB Active			
2559	Apples, Baby Gala	10 Lbs.	\$32.00	Yes	Yes			





Product

From the product search screen you can see quantity on hand, sales total, sold not shipped, ,on order and/or field estimates. As you start to work with the COPIOUS application you will find you do not need to run end of months to get the information you need. It is displayed right where you need it!

Sales Description	Purchase Description	Category	Sub-Category	Bin	Qty On Hand	Re-Order Point	Field Est.	Stock Level	Qty SNS	Qty Sold	Total Sales	Margin	Margin %	First Order	Last Order	Sales person	Update	Active
Beans, Chinese Long	Beans, Chinese Long PURC	C. Specialties	-	1-1	2.0	-	-	-	0	-	\$704.60	\$87.01	12.3%	07/01/13	12/14/13	-	Update	✓
Beans, Ylw Wax	Beans, Ylw Wax PURC	C. Specialties	-	1-2	2.0	-	-	-	0	-	\$1,581.46	\$262.67	16.0%	08/05/13	12/12/13	-	Update	✓
Beans, French Clipped	Beans, French Clipped PURC	C. Specialties	-	1-37a	3.0	-	-	-	0	-	\$8,783.04	-	-	05/13/13	12/14/13	-	Update	✓
Beets, Baby Gold	Beets, Baby Gold PURC	C. Specialties	-	4-092	2.0	-	-	-	0	-	\$2,202.22	\$168.48	7.2%	08/01/13	12/15/13	-	Update	✓
Beets, Baby Red	Beets, Baby Red PURC	C. Specialties	-	4-090	3.0	-	-	-	0	-	\$1,022.35	\$175.87	17.2%	08/24/13	12/15/13	-	Update	✓
Beets, Baby Striped	Beets, Baby Striped PURC	C. Specialties	-	4-091	3.5	-	-	-	0	-	\$997.91	\$147.83	14.8%	07/07/13	12/10/13	-	Update	✓
Beverage, Yuzu Luxe Sour	Beverage, Yuzu Luxe Sour PURC	C. Specialties	-	-	2.0	-	-	-	0	-	\$695.63	\$64.52	9.4%	10/02/13	12/12/13	-	Update	✓
Bok-Choi, Baby	Bok-Choi, Baby PURC	C. Specialties	-	-	4.2	-	-	-	0	-	\$3,866.07	\$428.13	11.1%	05/09/13	12/15/13	-	Update	✓
Carrots, Baby Bunched	Carrots, Baby Bunched PURC	C. Specialties	-	1-4	12.0	-	-	-	0	-	\$2,735.55	\$163.54	5.6%	07/24/13	12/13/13	-	Update	✓
Carrots, Baby Mix Color	Carrots, Baby Mix Color PURC	C. Specialties	-	1-4	6.0	-	0	-	0	-	\$6,593.66	\$1,796.75	27.2%	06/01/13	12/15/13	-	Update	✓
Carrots, Baby Nubs Cello	Carrots, Baby Nubs Cello PURC	C. Specialties	-	1-10a	8.0	-	-	-	0	-	\$4,267.49	\$826.72	19.4%	06/25/13	12/11/13	-	Update	✓
Carrots, Large Mix Colored	Carrots, Large Mix Colored PURC	C. Specialties	-	1-1	-	-	-	-	0	-	\$533.55	\$115.55	21.7%	07/06/13	12/14/13	-	Update	✓
Carrots, Rainbow Colorful	Carrots, Rainbow Colorful PURC	C. Specialties	-	-	-	-	-	-	0	-	-	-	-	-	-	-	Update	✓
Carrots, W/P Baby California	Carrots, W/P Baby California PURC	C. Specialties	-	1-4	13.0	-	-	-	0	-	\$14,113.09	\$2,812.09	20.6%	06/10/13	12/15/13	-	Update	✓
Carrots, W/P Baby Mix Color U.S.A.	Carrots, W/P Baby Mix Color U.S.A. PURC	C. Specialties	-	1-1	1.0	-	-	-	0	-	\$2,206.75	\$326.75	14.8%	07/10/13	12/15/13	-	Update	✓
Cauliflower, Baby White	Cauliflower, Baby White PURC	C. Specialties	-	-	-	-	-	-	0	-	\$30.00	-	-	08/19/13	08/19/13	-	Update	✓
Cauliflower, Green Large	Cauliflower, Green Large PURC	C. Specialties	-	-	1.5	-	-	-	0	-	\$638.60	\$33.05	5.2%	07/31/13	12/12/13	-	Update	✓
Cauliflower, Mix Color Large	Cauliflower, Mix Color Large PURC	C. Specialties	-	-	-	-	-	-	0	-	\$344.12	\$56.31	16.4%	07/30/13	12/10/13	-	Update	✓
Cauliflower, Orange Large	Cauliflower, Orange Large PURC	C. Specialties	-	-	1.4	-	-	-	0	-	\$548.05	\$23.89	4.4%	07/29/13	12/15/13	-	Update	✓
Cauliflower, Purple Large	Cauliflower, Purple Large PURC	C. Specialties	-	-	1.4	-	-	-	0	-	\$698.30	\$40.23	5.8%	07/31/13	12/15/13	-	Update	✓
Corn, Baby	Corn, Baby PURC	C. Specialties	-	-	2.0	-	-	-	0	-	\$38.30	\$6.30	16.4%	08/01/13	08/01/13	-	Update	✓

COPIOUS is designed for producing solid inventory in a simple easy to use manner. Many inventory management systems are too confusing to be practical. Accounting systems morphed into a Sales and Inventory management system just can not get the job done. COPIOUS is oriented from the Sales and Inventory Management side of the business with all efforts to limit shrinkage.

Improve customer service and sell all your products at the highest margins by knowing what you have on hand, ready for shipping or harvested. In an instant, sales professionals can determine where to sell product for the highest profitability, view inventory levels, monitor field estimates and sales.

Pricing

The base cost is calculated based on purchase order receipts. As product is received into inventory it is costed at a unit price based on existing inventory value and the value of the product being received. The sale price can be determined by two factors a mark-up factor and a percentage. The mark-up factor is multiplied times the mark-up factor of the customer. Each customer is associated with a price bank that determines their individual price mark-up.





Copious™

Sales, Inventory Management, Accounting

Product General

See how well the product has been performing over the last year. The product has two descriptions, one will show for the client and one will show internally.

Product Sizes

Product can be received and sold in any number of size configurations. At the time an item is added to an order Copious automatically assigns un-expired product from purchases last In first out, LIFO. This is how COPIOUS ties ordered product to a purchase order for accountability to the vendor and product expiration alerts.

System ID#	Product Code	Size	Inventory Ratio	Base Cost	Select	Active	WEB Active	Default	Set Lot #	Delete
643	643	5 Lbs.	1	\$23.00	Select	✓	✓	✓	✗	✖





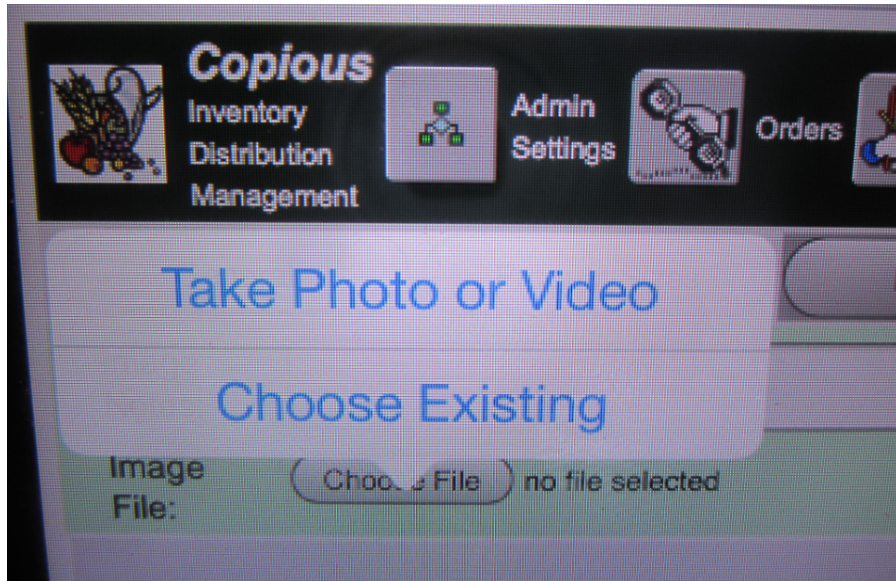
Product Pictures

Pictures will help sell product. Customers that can see the product are more likely to buy it. Product pictures update immediately to the customer order center once they are uploaded and set to an active status.

The screenshot shows the 'Pictures' tab in the Copious software. At the top, there are navigation tabs: General, Product Sizes, Pictures (selected), Sales, Purchases, Quantity Log, Specials, and Categories. Below these are input fields for 'Image Notes' and 'Image File' (with a 'Choose File' button). The main area displays two product images. The first image is a head of red cabbage, with metadata: Notes: Red Cabbage, Upload Date: 05/25/2014 9:34 PM, Uploaded By: demo.Phil Raffel, File Name: 005128_0000002.JPG. The second image is a field of green leafy vegetables, with metadata: Notes: Field, Upload Date: 05/25/2014 9:34 PM, Uploaded By: demo.Phil Raffel, File Name: 005128_0000003.JPG. A green box on the right contains the text 'Picture Currently Active'. Buttons for 'Remove Image', 'Activate', and 'De-Activate' are visible.

Picture Uploading Process

In the product picture screen press the 'Choose File' button. From a computer you can load a picture from the system. If you have a mobile device with a camera you have the option of taking a quick picture and loading it up.





Copious™ Sales, Inventory Management, Accounting

Sales

See at a glance all sales for the selected product, you will know at the detail level how well the product is performing and who is buying it.

Copious Inventory Distribution Management													
Carrots, W/P Baby California Sales													
Order Number	Client	Last Edit User	Last Edit Date	Order Date	Code	Size	Ship Quantity	Inventory Quantity	Base Unit Cost	Sales Unit Cost	Total Sale	Margin \$	Margin Percent
11035	Tommy Bahama	Kent Jones	10/01/13	12/15/13	643	5 Lbs.	1.0	1.0	\$23.00	\$28.00	\$28.00	\$6.00	20.7%
11009	Central Bistro		09/30/13	12/14/13	643	5 Lbs.	1.0	1.0	\$23.00	\$29.00	\$29.00	\$6.00	20.7%
10885	Michaels Catering	Fran Tucker	09/28/13	12/12/13	643	5 Lbs.	1.0	1.0	\$23.00	\$29.00	\$29.00	\$6.00	20.7%
10882	Village Health Club & Spa @ Camelback	Kent Jones	09/28/13	12/12/13	643	5 Lbs.	1.0	1.0	\$23.00	\$29.90	\$29.90	\$6.90	23.1%
10856	Local Bistro		09/27/13	12/11/13	643	5 Lbs.	1.0	1.0	\$23.00	\$29.00	\$29.00	\$6.00	20.7%
10835	Michaels Catering	Fran Tucker	09/27/13	12/11/13	643	5 Lbs.	6.0	6.0	\$23.00	\$29.00	\$174.00	\$36.00	20.7%
10831	Vincent on Camelback	Kent Jones	09/27/13	12/11/13	643	5 Lbs.	2.0	2.0	\$23.00	\$29.90	\$59.80	\$13.80	23.1%
10773	Local Bistro		09/26/13	12/10/13	643	5 Lbs.	1.0	1.0	\$23.00	\$29.00	\$29.00	\$6.00	20.7%
10772	Central Bistro		09/26/13	12/10/13	643	5 Lbs.	1.0	1.0	\$23.00	\$29.00	\$29.00	\$6.00	20.7%
10762	Hilton Scottsdale Resort & Villas	Fran Tucker	09/26/13	12/10/13	643	5 Lbs.	3.0	3.0	\$23.00	\$29.00	\$87.00	\$18.00	20.7%
10738	Village Health Club & Spa @ Camelback	Fran Tucker	09/26/13	12/10/13	643	5 Lbs.	1.0	1.0	\$23.00	\$29.90	\$29.90	\$6.90	23.1%
10734	Michaels Catering	Kent Jones	09/26/13	12/10/13	643	5 Lbs.	1.0	1.0	\$23.00	\$29.00	\$29.00	\$6.00	20.7%
10714	Ocotillo Golf Club	Kent Jones	09/26/13	12/10/13	643	5 Lbs.	1.0	1.0	\$23.00	\$29.90	\$29.90	\$6.90	23.1%
10689	Cibo		09/25/13	12/09/13	643	5 Lbs.	1.0	1.0	\$23.00	\$29.45	\$29.45	\$6.45	21.9%
10687	Local Bistro		09/25/13	12/09/13	643	5 Lbs.	1.0	1.0	\$23.00	\$29.00	\$29.00	\$6.00	20.7%
10677	Paradise Valley Resort & Spa (Double Tree)		09/25/13	12/09/13	643	5 Lbs.	4.0	4.0	\$23.00	\$29.00	\$116.00	\$24.00	20.7%
10626	Blue Hound Kitchen	Kent Jones	09/25/13	12/09/13	643	5 Lbs.	2.0	2.0	\$23.00	\$29.00	\$58.00	\$12.00	20.7%
10607	Central Bistro		09/25/13	12/09/13	643	5 Lbs.	1.0	1.0	\$23.00	\$29.00	\$29.00	\$6.00	20.7%
10621	Local Bistro		09/23/13	12/07/13	643	5 Lbs.	1.0	1.0	\$23.00	\$29.00	\$29.00	\$6.00	20.7%
10618	Paradise Valley Resort & Spa (Double Tree)		09/23/13	12/07/13	643	5 Lbs.	3.0	3.0	\$23.00	\$29.00	\$87.00	\$18.00	20.7%
10484	Hilton Scottsdale Resort & Villas	Kent Jones	09/23/13	12/07/13	643	5 Lbs.	4.0	4.0	\$23.00	\$29.00	\$116.00	\$24.00	20.7%
10442	Central Bistro		09/22/13	12/06/13	643	5 Lbs.	1.0	1.0	\$23.00	\$29.00	\$29.00	\$6.00	20.7%

Purchases

See where the product is coming from and who you are buying it from and how much. Don't let your vendors overcharge if the market is stable.

Copious Inventory Distribution Management													
Carrots, W/P Baby California Sales													
Purchase Number	Vendor	Last Edit User	Last Edit Date	Receipt Date	Code	Size	Receipt Quantity	Inventory Quantity	Receipt Unit Cost	Total Receipt \$			
4319	California Specialty Farms	Julio Romo	10/01/13	09/30/13	643	5 Lbs.	25.0	25.0	\$26.00	\$138.00			
4295	California Specialty Farms	Julio Romo	09/29/13	09/27/13	643	5 Lbs.	25.0	25.0	\$26.00	\$230.00			
4265	California Specialty Farms	Julio Romo	09/27/13	09/26/13	643	5 Lbs.	25.0	25.0	\$26.00	\$184.00			
4255	California Specialty Farms	Julio Romo	09/26/13	09/25/13	643	5 Lbs.	25.0	25.0	\$26.00	\$115.00			
4226	California Specialty Farms	Julio Romo	09/25/13	09/24/13	643	5 Lbs.	25.0	25.0	\$26.00	\$115.00			
4211	California Specialty Farms	Julio Romo	09/24/13	09/23/13	643	5 Lbs.	25.0	25.0	\$26.00	\$184.00			
4169	California Specialty Farms	Julio Romo	09/21/13	09/20/13	643	5 Lbs.	25.0	25.0	\$26.00	\$138.00			
4152	California Specialty Farms	Julio Romo	09/20/13	09/19/13	643	5 Lbs.	25.0	25.0	\$26.00	\$115.00			
4127	California Specialty Farms	Julio Romo	09/19/13	09/18/13	643	5 Lbs.	25.0	25.0	\$26.00	\$115.00			
4109	California Specialty Farms	Julio Romo	09/18/13	09/17/13	643	5 Lbs.	25.0	25.0	\$26.00	\$161.00			
4087	California Specialty Farms	Fran Tucker	09/16/13	09/13/13	643	5 Lbs.	25.0	25.0	\$26.00	\$184.00			
4007	California Specialty Farms	Julio Romo	09/11/13	09/10/13	643	5 Lbs.	25.0	25.0	\$26.00	\$138.00			
3980	California Specialty Farms	Julio Romo	09/10/13	09/09/13	643	5 Lbs.	25.0	25.0	\$26.00	\$115.00			
3958	California Specialty Farms	Julio Romo	09/07/13	09/06/13	643	5 Lbs.	25.0	25.0	\$26.00	\$230.00			
3872	California Specialty Farms	Julio Romo	09/03/13	09/30/13	643	5 Lbs.	25.0	25.0	\$26.00	\$184.00			
3849	California Specialty Farms	Julio Romo	08/30/13	08/29/13	643	5 Lbs.	25.0	25.0	\$26.00	\$115.00			
3839	California Specialty Farms	Julio Romo	08/29/13	08/28/13	643	5 Lbs.	25.0	25.0	\$26.00	\$115.00			
3803	California Specialty Farms	Julio Romo	08/27/13	08/26/13	643	5 Lbs.	25.0	25.0	\$26.00	\$115.00			
3749	California Specialty Farms	Julio Romo	08/23/13	08/22/13	643	5 Lbs.	25.0	25.0	\$26.00	\$115.00			
3719	California Specialty Farms	Julio Romo	08/21/13	08/20/13	643	5 Lbs.	25.0	25.0	\$26.00	\$161.00			
3685	California Specialty Farms	Julio Romo	08/17/13	08/16/13	643	5 Lbs.	25.0	25.0	\$26.00	\$115.00			
3625	California Specialty Farms	Julio Romo	08/15/13	08/14/13	643	5 Lbs.	25.0	25.0	\$26.00	\$92.00			
3584	California Specialty Farms	Julio Romo	08/13/13	08/12/13	643	5 Lbs.	25.0	25.0	\$26.00	\$115.00			
3540	California Specialty Farms	Julio Romo	08/10/13	08/09/13	643	5 Lbs.	25.0	25.0	\$26.00	\$138.00			
3513	California Specialty Farms	Julio Romo	08/09/13	08/07/13	643	5 Lbs.	25.0	25.0	\$26.00	\$115.00			
3472	California Specialty Farms	Julio Romo	08/06/13	08/05/13	643	5 Lbs.	25.0	25.0	\$26.00	\$115.00			
3391	California Specialty Farms	Julio Romo	08/01/13	07/31/13	643	5 Lbs.	25.0	25.0	\$26.00	\$115.00			
3367	California Specialty Farms	Julio Romo	07/30/13	07/29/13	643	5 Lbs.	25.0	25.0	\$26.00	\$69.00			
3330	California Specialty Farms	Julio Romo	07/27/13	07/26/13	643	5 Lbs.	25.0	25.0	\$26.00	\$115.00			
3313	California Specialty Farms	Julio Romo	07/26/13	07/25/13	643	5 Lbs.	25.0	25.0	\$26.00	\$115.00			
3287	California Specialty Farms	Julio Romo	07/24/13	07/23/13	643	5 Lbs.	25.0	25.0	\$26.00	\$115.00			
3209	California Specialty Farms	Julio Romo	07/20/13	07/19/13	643	5 Lbs.	25.0	25.0	\$26.00	\$115.00			
3194	Stem Produce	Julio Romo	07/18/13	07/18/13	643	5 Lbs.	25.0	25.0	\$26.00	\$32.00			
3187	California Specialty Farms	Julio Romo	07/18/13	07/18/13	643	5 Lbs.	25.0	25.0	\$26.00	\$92.00			
3180	California Specialty Farms	Julio Romo	07/17/13	07/16/13	643	5 Lbs.	25.0	25.0	\$26.00	\$92.00			





Quantity Log
Product Movement

See the blow by blow of product activity in date/time order. If the inventory number does not look right you can trace back to the source.

Copious Inventory Distribution Management													
Carrots, W/P Baby California Sales													
Quantity Before	Quantity After	Update Quantity	Inventory Ratio	Code	Size	Order Number	Client	Purchase Order	Vendor	Process Code	Process Description	Update User	Update Date/Time
7.0	13.0	6.0	1.0	643	5 Lbs.			4319	California Specialty Farms	90	PO Receipt Button	Julio Romo	10/01/13 4:35 AM
8.0	7.0	1.0	1.0	643	5 Lbs.	11036	Tommy Bahama			140	Order Ship Qty -	Kent Jones	10/01/13 3:42 AM
9.0	8.0	1.0	1.0	643	5 Lbs.	11009	Central Bistro			150	Order Quantity Change	Kent Jones	10/01/13 3:27 AM
-1.0	9.0	10.0	1.0	643	5 Lbs.			4285	California Specialty Farms	90	PO Receipt Button	Julio Romo	09/28/13 5:30 AM
0.0	-1.0	1.0	1.0	643	5 Lbs.	10896	Michaels Catering			140	Order Ship Qty -	Fran Tucker	09/28/13 4:34 AM
1.0	0.0	1.0	1.0	643	5 Lbs.	10892	Village Health Club & Spa @ Camelback			140	Order Ship Qty -	Kent Jones	09/28/13 4:18 AM
2.0	1.0	1.0	1.0	643	5 Lbs.	10856	Local Bistro			150	Order Quantity Change	Kent Jones	09/28/13 3:34 AM
8.0	2.0	6.0	1.0	643	5 Lbs.	10835	Michaels Catering			140	Order Ship Qty -	Fran Tucker	09/27/13 5:09 AM
0.0	8.0	8.0	1.0	643	5 Lbs.			4265	California Specialty Farms	90	PO Receipt Button	Julio Romo	09/27/13 4:53 AM
2.0	0.0	2.0	1.0	643	5 Lbs.	10831	Vincoats on Camelback			140	Order Ship Qty -	Kent Jones	09/27/13 4:49 AM
3.0	2.0	1.0	1.0	643	5 Lbs.	10772	Central Bistro			150	Order Quantity Change	Kent Jones	09/27/13 3:45 AM
4.0	3.0	1.0	1.0	643	5 Lbs.	10773	Local Bistro			150	Order Quantity Change	Kent Jones	09/27/13 3:16 AM
7.0	4.0	3.0	1.0	643	5 Lbs.	10762	Hilton Scottsdale Resort & Villas			140	Order Ship Qty -	Fran Tucker	09/26/13 8:40 AM
8.0	7.0	1.0	1.0	643	5 Lbs.	10738	Village Health Club & Spa @ Camelback			140	Order Ship Qty -	Fran Tucker	09/26/13 5:39 AM
9.0	8.0	1.0	1.0	643	5 Lbs.	10689	Cleco			150	Order Quantity Change	Fran Tucker	09/26/13 5:24 AM
10.0	9.0	1.0	1.0	643	5 Lbs.	10734	Michaels Catering			140	Order Ship Qty -	Kent Jones	09/26/13 5:10 AM
9.0	10.0	5.0	1.0	643	5 Lbs.			4255	California Specialty Farms	90	PO Receipt Button	Julio Romo	09/26/13 4:50 AM
5.0	5.0	4.0	1.0	643	5 Lbs.	10677	Paradise Valley Resort & Spa (Double Tree)			150	Order Quantity Change	Kent Jones	09/26/13 4:46 AM
10.0	9.0	1.0	1.0	643	5 Lbs.	10714	Costillo Golf Club			140	Order Ship Qty -	Kent Jones	09/26/13 3:56 AM
11.0	10.0	1.0	1.0	643	5 Lbs.	10687	Local Bistro			150	Order Quantity Change	Kent Jones	09/26/13 3:17 AM
10.0	11.0	1.0	1.0	643	5 Lbs.	8905	Local Bistro			150	Order Product Delete	Jean Barnes	09/26/13 10:44 AM
5.0	10.0	5.0	1.0	643	5 Lbs.			4226	California Specialty Farms	90	PO Receipt Button	Julio Romo	09/25/13 4:44 AM
6.0	5.0	1.0	1.0	643	5 Lbs.	10607	Central Bistro			150	Order Quantity Change	Kent Jones	09/25/13 4:00 AM
8.0	6.0	2.0	1.0	643	5 Lbs.	10626	Blue Hound Kitchen			140	Order Ship Qty -	Kent Jones	09/25/13 2:43 AM
0.0	8.0	8.0	1.0	643	5 Lbs.			4211	California Specialty Farms	40	PO Quantity Change	Julio Romo	09/24/13 5:39 AM
1.0	0.0	1.0	1.0	643	5 Lbs.	10521	Local Bistro			150	Order Quantity Change	Kent Jones	09/24/13 4:13 AM
4.0	1.0	3.0	1.0	643	5 Lbs.	10618	Paradise Valley Resort & Spa			150	Order Quantity Change	Kent Jones	09/24/13 3:13 AM

Product Specials

Do you need to move some product now? Set-up a special. From the moment the special is made the rate is applied to orders and the customer order center will display it. That is, if that is what you want, specials are only active during the date range you specify. If you need to terminate a special early just delete it.

Copious Inventory Distribution Management													
Product Special Deleted													
Carrots, W/P Baby California													
Special Name:		Carrots, W/P Baby California Special			Special Type:		All Orders		Start Date:		05/15/2014		
Reason (Internal Only):					Quantity Minimum:		1		End Date:		06/14/2014		
Sales Description:		NEW! Carrots, W/P Baby California Special			Quantity Maximum:		99		Fixed Quantity Discount:		0		
Product Size:		5 Lbs. (643) BCS:23.00							Percent Discount:		0		%
Carrots, W/P Baby California Specials													
Special ID#	Name	Reason	Sales Description	Type	Start Date	End Date	Fixed Discount	Percent Discount	Added By	Delete			
12	Carrots, W/P Baby California Special		NEW! Carrots, W/P Baby California Special	All Orders	05/15/14	06/14/14	\$0.00	15.0%	Phil Raffel				

Bid Pricing

Some customers are going to require a set price on ordering. This can be accomplished by using the bid pricing feature in Copious. This can be set on any frequency once the bid price is set. The bid price will not change until it reaches a set expiration date, after which time the price will be based on what is currently market price in the system.





Inventory Update

As with the pick process, the buttons and text are big and easy to read and update. As line items are updated they turn green. Once again the tablet wins out over paper.

Product	Size	Bin	Quantity On Hand	Field Estimate	Update	
Pepperoncini	Gal.	5-1	6	0	Update	+/-
Mush-Porcini Dried	Lb.	5-1	0	0	Update	+/-
Mush-Morels Dried	Lb.	5-1	0	0	Update	+/-
Mush-Matsutaki Dried	Lb.	5-1	0	0	Update	+/-
Figs, Black Mission Dried	5 Lbs.	5-1	5	0	Update	+/-
Cranberries, Dried	5 Lbs.	5-1	3	0	Update	+/-
Cherries, Dried Tart	5 Lbs.	5-1	2	0	Update	+/-
Cherries, Dried Tart	40lb	5-1	2	0	Update	+/-
Almonds, Whole Raw	5 Lbs.	5-1	0	0	Update	+/-
Huit Lacoche	2 lb	5-001	0	0	Update	+/-
Tomato, Red Roma Cluster	1 Layer	4.5a	0	0	Update	+/-
Tomato, Red Cluster	Cs.	4.4a	15	0	Update	+/-
Tomato, Red Currant	12 Pt.	4.1	0	0	Update	+/-
Onions, Ylw Medium	50 Lbs.	4-8	-1	0	Update	+/-
Onions, White Jumbo	5-Lbs.	4-8	40	0	Update	+/-
Onions, White Jumbo	50 Lbs.	4-8	4	0	Update	+/-
Onions, White Jumbo	Lb.	4-8	200	0	Update	+/-
Onions, White Boiler	25 Lbs.	4-8	0	0	Update	+/-
Tomato, Ylw Teardrop	Ea.	4-7	108.43	0	Update	+/-





Product Ordering

From the search screen you can view current purchase orders and see the status. The search function will search by PO Number, Invoice Number of vendor description.

Purchase Order	Update	Vendor	PO Date	Invoice Date	Vendor Invoice	Status	Line Items	Lines Received	PO Total	Invoice Total	Flight Cost	Add Date	Last Edit Date	Last Edit User
4300	Update	Amerifresh / Salinas	05/02/14	-	-	Entered	2	2	\$750.00	-	-	05/02/14 8:11 PM	05/02/14 8:11 PM	Phil Raffel
4305	Update	Amerifresh / Salinas	05/02/14	-	-	Entered	4	4	\$110.25	-	-	05/02/14 8:10 PM	05/02/14 8:10 PM	Phil Raffel
4304	Update	Fresh Origins	01/28/14	-	-	Entered	11	0	-	\$20.00	\$10.00	01/28/14 12:00 AM	04/17/14 11:43 PM	Phil Raffel
4303	Update	Cosco's Produce	10/16/13	10/25/13	W1243/3	Received	8	8	\$1,862.50	\$2,038.00	\$75.00	10/16/13 3:21 PM	01/20/14 11:48 PM	Phil Raffel
4302	Update	Avalon Gourmet	10/16/13	01/01/00	1000	Paid	3	3	\$1,000.00	\$1,510.00	\$50.00	10/16/13 2:54 PM	04/22/14 11:26 PM	Phil Raffel
4301	Update	Cosco's Produce	10/16/13	-	-	Entered	2	2	\$525.00	-	-	10/16/13 2:54 PM	10/16/13 2:54 PM	Phil Raffel
4300	Update	Cosco's Produce	10/01/13	10/01/13	89113	Entered	3	3	\$104.23	\$99.98	\$10.00	10/01/13 11:14 AM	12/07/13 12:01 PM	Phil Raffel
4349	Update	Produce Unlimited	10/01/13	10/01/13	38730	Entered	1	1	\$12.00	\$12.00	-	10/01/13 11:03 AM	10/01/13 11:03 AM	Julio Romo
4348	Update	Produce Unlimited	10/01/13	10/01/13	30714	Entered	7	7	\$1,413.75	\$1,413.75	-	10/01/13 10:55 AM	10/01/13 10:55 AM	Julio Romo
4347	Update	Custom Rippe Avocado	10/01/13	10/01/13	155112	Entered	1	1	\$850.00	\$850.00	-	10/01/13 10:32 AM	10/01/13 10:32 AM	Julio Romo
4346	Update	Tanita Produce	10/01/13	10/01/13	191996	Entered	5	5	\$305.75	\$305.75	-	10/01/13 10:29 AM	10/01/13 10:29 AM	Julio Romo
4345	Update	Shade Distributing	10/01/13	10/01/13	R5C89341	Entered	4	4	\$1,122.84	\$1,122.84	-	10/01/13 10:22 AM	10/01/13 10:22 AM	Julio Romo
4344	Update	Collman Produce	10/01/13	10/01/13	112405	Entered	8	8	\$1,281.00	\$1,281.00	-	10/01/13 10:14 AM	10/01/13 10:14 AM	Julio Romo
4343	Update	Amerifresh / Salinas	10/01/13	10/01/13	23455	Paid	3	3	\$1,887.50	\$1,887.50	-	10/01/13 9:08 AM	04/22/14 11:26 PM	Phil Raffel
4342	Update	C.C. Foods	10/01/13	10/01/13	870569	Entered	4	4	\$15.10	\$15.10	\$20.00	10/01/13 7:29 AM	10/08/13 6:23 AM	Phil Raffel
4341	Update	Farm Fresh	10/01/13	10/01/13	89138	Entered	5	5	\$45.80	\$45.80	-	10/01/13 7:28 AM	10/01/13 7:28 AM	Fran Tucker
4340	Update	Farm Fresh	10/01/13	10/01/13	89154	Entered	1	1	\$13.00	\$13.00	-	10/01/13 7:26 AM	10/01/13 7:26 AM	Fran Tucker
4339	Update	Willie Buile Produce	10/01/13	10/01/13	643076	Entered	1	1	\$84.15	\$84.15	-	10/01/13 7:25 AM	10/01/13 7:25 AM	Fran Tucker
4337	Update	Produce Unlimited	10/01/13	10/01/13	38676	Entered	8	8	\$834.75	\$834.75	-	10/01/13 5:33 AM	10/01/13 5:33 AM	Julio Romo
4336	Update	Farm Fresh	10/01/13	10/01/13	89117	Entered	3	3	\$54.80	\$54.80	-	10/01/13 5:18 AM	10/01/13 5:18 AM	Fran Tucker
4335	Update	Produce Unlimited	10/01/13	07/16/13	35554	Entered	6	6	\$675.50	\$675.50	-	10/01/13 5:16 AM	10/01/13 5:17 AM	Julio Romo
4334	Update	Produce Unlimited	10/01/13	07/13/13	35555	Paid	4	4	\$229.00	\$229.00	-	10/01/13 5:13 AM	04/22/14 11:26 PM	Phil Raffel
4333	Update	Fresh Origins	09/30/13	09/30/13	-	Entered	6	6	-	-	-	09/30/13 12:20 PM	09/30/13 12:20 PM	Julio Romo

Purchase Order Detail

On each purchase order line item see the last PO and unit paid to the last vendor. If a product is not in short supply you can keep your vendors from overcharging on an item.

Code	Product	Product Size	On Hand	No. On Order	Stock Level	City	PO Order	Order Quantity	Receipt Quantity	Unit Cost	Expiry Date	Freight Unit Cost	Line Total	Update	Last Purchase Date	Last Purchase Quantity	Last Purchase Unit Cost	Last Purchase Vendor	Last PO	Details	
972	Apples Golden Delicious PURC	40 Lbs.	10.9	0			25	25	25.0000			\$27.99	\$26.12	\$652.99	Update	10/01/13	25	\$25.00	Cosco's Produce	4300	
386	Tomato, Yellow PURC	1 Layer	12.3	0			25	10	10.0000			\$0.28	\$10.03	\$100.28	Update	09/24/13	25	\$25.00	Cosco's Produce	4228	
1604	Tomato, Heirloom Assorted PURC	1 Layer	31	0			25	15	15.0000			\$0.42	\$15.03	\$225.42	Update	10/16/13	25	\$25.00	Cosco's Produce	4351	
5451	Veggie Sweet Peppers PURC	12 1/2pt	5	0			25	15	15.0000			\$0.42	\$15.03	\$225.42	Update	10/16/13	25	\$25.00	Cosco's Produce	4351	
5436	Apples Gala 175oz PURC	ca	160	0			20	20	20.0000			\$11.19	\$20.00	\$411.19	Update	09/24/13	25	\$22.00	Pacificoro	4239	
72	Herb Basil PURC	Lb.	88	0			25	20	5.0000			\$0.56	\$5.03	\$100.56	Update	09/27/13	25	\$25.00	California Specialty Farms	4296	
3728	Miso Osei Basil PURC	4oz	11	0			10	10	10.0000			\$0.28	\$10.03	\$100.28	Update	07/10/13	25	\$25.00	Fresh Origins	3082	
3713	Lemons, 165 CL BK PURC	38-40 Lbs.	75	0			25	25	7.5000			\$27.99	\$8.62	\$215.49	Update	09/20/13	25	\$25.00	Sunkist Growers	4177	





Product Ordering

Any product that is lower than the re-order point shows on the list and is ready to be re-ordered. The vendor is set on each product, if the vendor is not current set to the product the vendor will automatically be assigned based on the last ordered vendor. See the stock levels and the last week daily average sold, last month daily average sold and the last year month daily average sold. You see everything need to make a educated purchase decision. Once the product quantity decision is made press the "Create Purchase Order(s)" button to make the purchase orders.

Did we mention that this is a WEB based system? An email can be sent automatically to the vendor with the new purchase order. This process can also be tracked from message opened to a notification from the vendor that everything will be delivered on schedule to a message on individual line items that will not be filled until the next run.

Category	Product	Size	Code	On Hand	On Order	Re-Order Point	Stock Level	Qty. SNS	Re-Order Quantity	Order Quantity	Update	LWDA Sold	LMMA Sold	LYMDA Sold	Vendor	Change Vendor
B. Specialty Lettuces	Asparagus, Jumbo PURC	11 Lbs.	1022	15.0	-	10.0	20.0	-	5.0	5	Update	-	-	73.0	Fresh Origins	...
B. Specialty Lettuces	Lett-Artisan Baby Gem PURC	24 Ct.	5178	-15.0	-	-	-	-	15.0	15	Update	-	-	8.0	Fresh Origins	...
B. Specialty Lettuces	Micro Herbs de Provence PURC	4oz	5204	-1.0	-	-	-	-	1.0	1	Update	-	-	-	Fresh Origins	...
B. Specialty Lettuces	Micro Ixepiant PURC	4oz	5123	-3.0	-	-	-	-	3.0	3	Update	-	-	-	-	...
B. Specialty Lettuces	Micro Lemon Balm PURC	4oz	4592	-11.0	-	-	-	-	11.0	11	Update	-	-	-	-	...
B. Specialty Lettuces	Micro Pea Sprout Gold PURC	4oz	4515	-1.0	-	-	-	-	1.0	1	Update	-	-	19.0	Fresh Origins	...
B. Specialty Lettuces	Micro Popcom Shoots PURC	4oz	3777	-1.0	-	-	-	-	1.0	1	Update	-	-	3.0	Fresh Origins	...
B. Specialty Lettuces	Micro Shiso Green PURC	4oz	4507	-13.0	-	-	-	-	13.0	13	Update	-	-	3.0	Fresh Origins	...
B. Specialty Lettuces	Petite Basil PURC	4oz	3785	-7.0	-	-	-	-	7.0	7	Update	-	-	-	Fresh Origins	...
C. Specialties	Tamarindo Pods PURC	10 Lbs.	4716	-0.9	-	-	-	-	0.9	0.9	Update	-	-	-	-	...
E. Mushrooms	Mush-Crimini Large PURC	10 Lbs.	4510	-16.0	-	-	-	-	16.0	16	Update	-	-	16.0	Produce Unlimited	...
E. Mushrooms	Mush-Shiitake Baby PURC	5Lb.	3910	-1.0	-	-	-	-	1.0	1	Update	-	-	-	Sato & Company	...
E. Mushrooms	Mush-Shiitake Dried PURC	Lb.	3828	-2.0	-	-	-	-	2.0	2	Update	-	-	-	-	...
E. Mushrooms	Mush-Truffle Peelings PURC	7.9oz	4921	-2.0	-	-	-	-	2.0	2	Update	-	-	-	-	...
G. Leaf Greens	Greens, Turnip Tops PURC	24 Ct.	387	-1.6	-	-	-	-	1.6	1.583334	Update	-	-	-	-	...
G. Leaf Greens	Lett-Romaine Lettuce PURC	24 Ct.	410	-0.5	-	-	-	-	0.5	0.5	Update	-	-	95.0	W.F. Williams Company	...
H. Mix Vegetables	Asparagus, Large PURC	11 Lbs.	2824	-3.0	-	-	-	-	3.0	3	Update	-	-	129.5	Continental Sales Company	...
H. Mix Vegetables	Asparagus, Tips PURC	15 Lbs.	4236	-2.0	-	-	-	-	2.0	2	Update	-	-	-	-	...
H. Mix Vegetables	Avocados, 48ct. #2's PURC	Cs.	4400	-49.0	-	-	-	-	49.0	49	Update	-	-	154.3	Custom Ripe Avocado	...
H. Mix Vegetables	Carrots, Jumbo PURC	25 Lbs.	596	-4.5	-	-	-	-	4.5	4.49	Update	-	-	341.3	W.F. Williams Company	...

Packer/Shippers that handle perishable commodities require special inventory features, such as assigning growers, grower lots and the use of pallet tags. Inventory control is a key element in effective management. Profits are enhanced by knowing exactly what you have available-for-sale and by controlling shrinkage. Inventory and Sales Office Inventory are updated interactively as receipts, purchases, packing, shipments and internal issues are entered.

Inventory is maintained on various levels. In addition to product inventory, inventory is tracked by grower block or purchase order. Optionally, inventory can be tracked by tag and/or grower lot. COPIOUS handles bulk and packed product. Product identified as bulk can be packed immediately or stored until packing is appropriate. Bulk product can even be sold directly. Finished product is ready for shipment. COPIOUS receiving identifies whether the product is purchased or belongs to a grower. Both can be tagged and sold.





Purchase Order Documents

Scan and store the hard copy invoices with the purchase order record. Go to the source to make sure their is not an entry issue.

The screenshot shows the Copious software interface. At the top is a navigation bar with icons for various functions: Copious Inventory Distribution Management, Admin Settings, Orders, Order Picking, Truck Loading, Yoda List, Clients, Inventory, Inventory Update, Purchases, Account Transactions, Journal Transactions, Dash, Report Center, Phil Raffel, and a STOP sign. Below this is a sub-navigation bar with buttons for Purchase Orders, PO Detail, PO Documents (selected), Product Ordering, and Vendors. The main content area is green and displays 'Amerifresh / Salinas Purchase Order #: 4356'. It includes a 'Document Notes' text area with an 'Upload Document' button and a 'Document File' section with a 'Choose File' button and the text 'No file chosen'. At the bottom is a table with the following data:

Upload Date	Notes	Loaded By	File Name (click to open)	Delete
05/26/2014 9:07 PM	Invoice #434321	Phil Raffel	004356_0000001.snp	





Account Transactions

See at a glance deposits, payments and account transfers. Once a transaction is in balance it is locked. A locked transaction can be unlocked but the process is logged and requires a reason by the users that does it.

This transaction is currently locked. To un-lock this transaction requires password entry by the current user and a reason.

Transaction Detail

Current User:	Phil Raffel
Account:	1019 Raffel Systems Corporate Account
Type:	Check/Debit
Date:	04/22/14
Check #:	6634
Tran. Total:	\$2,977.98
Dist. Total:	\$2,977.98
Balance:	In Balance

Un-Lock Reason:

Current User:

Password:

Un-Lock Transaction

Cancel

Transaction Lock Activity Log

Action	Action By	Date	Tran Total	Dist. Total	Balance	Un-Lock Reason
TRAN LOCKED	Phil Raffel	05/15/2014 10:01 PM	\$2,977.98	\$2,977.98	In Balance	
TRAN UN-LOCKED	Phil Raffel	05/15/2014 10:01 PM	\$2,977.98	\$2,977.98	In Balance	Fix out of balance
TRAN LOCKED	Phil Raffel	04/22/2014 11:46 PM	\$2,977.98	\$2,978.00	OFF: (\$0.02)	





Pay Purchase Orders

Select which PO to pay from a listing of all payables. As you check off purchase order to pay you can see how it will affect the bank balance before the checks are processed. After the users is good with the purchase orders to pay they press the "Create Payment Records" button to create the checks. This creates the checks, assigns the check record to the purchase orders and marks all the related purchase orders as paid.

Vendor	PO #	Invoice Total	Invoice Date	Due Date	Days Old	Pay (Y)
Bella Fresh Phoenix	4160	\$931.25	09/19/2013	09/19/2013	238	X
Bella Fresh Phoenix	4235	\$472.50	09/24/2013	09/24/2013	233	X
C.C. Foods	4158	\$24.50	09/19/2013	09/19/2013	238	X
C.C. Foods	4171	\$110.80	09/20/2013	09/20/2013	237	X
C.C. Foods	4194	\$117.80	09/21/2013	09/21/2013	236	X
C.C. Foods	4226	\$30.80	09/24/2013	09/24/2013	233	X
C.C. Foods	4230	\$59.55	09/24/2013	09/24/2013	233	X
C.C. Foods	4250	\$160.30	09/24/2013	09/24/2013	233	X
C.C. Foods	4272	\$24.30	09/26/2013	09/26/2013	231	X
C.C. Foods	4289	\$16.40	09/26/2013	09/26/2013	231	X
C.C. Foods	4298	\$128.10	09/27/2013	09/27/2013	230	X
C.C. Foods	4312	\$247.40	09/28/2013	09/28/2013	229	X
C.C. Foods	4327	\$102.10	09/30/2013	09/30/2013	227	Pay It
C.C. Foods	4342	\$15.10	10/01/2013	10/01/2013	226	Pay It
California Specialty Farms	4089	\$927.75	09/16/2013	09/16/2013	241	Pay It
California Specialty Farms	4127	\$708.00	09/18/2013	09/18/2013	239	Pay It
California Specialty Farms	4152	\$585.25	09/19/2013	09/19/2013	236	Pay It
California Specialty Farms	4169	\$1,433.00	09/20/2013	09/20/2013	237	Pay It
California Specialty Farms	4211	\$909.00	09/23/2013	09/23/2013	234	Pay It
California Specialty Farms	4226	\$661.25	09/24/2013	09/24/2013	233	Pay It
California Specialty Farms	4255	\$936.50	09/25/2013	09/25/2013	232	Pay It
California Specialty Farms	4265	\$1,189.50	09/26/2013	09/26/2013	231	Pay It
California Specialty Farms	4295	\$2,099.25	09/27/2013	09/27/2013	230	Pay It
California Specialty Farms	4319	\$464.00	09/30/2013	09/30/2013	227	Pay It
Coliman Produce	4072	\$348.00	09/13/2013	09/13/2013	244	Pay It
Coliman Produce	4107	\$375.00	09/17/2013	09/17/2013	240	Pay It
Coliman Produce	4141	\$758.00	09/19/2013	09/19/2013	239	Pay It
Coliman Produce	4165	\$614.50	09/19/2013	09/19/2013	238	Pay It
Coliman Produce	4190	\$732.75	09/21/2013	09/21/2013	236	Pay It
Coliman Produce	4240	\$909.00	09/24/2013	09/24/2013	233	Pay It

Standard Check Format

Checks can printed individually or in batch. The check format is a standard three zone laser check, however, this can be configured to your specific needs.

6637
05/02/2014

California Specialty Farms \$1,683.75

-----One Thousand Six Hundred Eighty Three Dollars And Seventy Five Cents-----

California Specialty Farms
2421 East 16th St, Unit 1
Los Angeles, CA 90021-2914

Date	Invoice	Account	Total
09/13/2013	42014	4150 - Produce Cost	\$1,221.25
09/17/2013	42108	4150 - Produce Cost	\$462.50
Total:			\$1,683.75

Date	Invoice	Account	Total
09/13/2013	42014	4150 - Produce Cost	\$1,221.25
09/17/2013	42108	4150 - Produce Cost	\$462.50
Total:			\$1,683.75





Copious™

Sales, Inventory Management, Accounting

Checks

For individual checks the purchase orders are shown and can be selected to be paid.

Copious Inventory Distribution Management

1019 Raffel Systems Corporate Account
Payment #: 978
California Specialty Farms

Update Transaction Record **Balance: \$136,720.04**

Payee: California Specialty Farms Date: 05/02/2014 Paid (Printed) No
 Vendor: California Specialty Farms Tran Number: 6637 Posted
 Memo: Amount: \$1,683.75 Void No
 Distribution Total: \$1,683.75 Check #: 6637
 Distribution Balance: \$0.00 OK

Transaction Distribution/Assignment				Purchase Orders Ready to Pay				Purchase Orders Paid					
Date	Invoice	Amount	Account	View	Delete	Invoice Total	Vendor Invoice	PO Date	Pay It	Invoice Total	Vendor Invoice	PO Date	UN-Pay It
05/02/2014	6637	\$1,683.75	4150 - Produce Cost	Viewing		\$927.75	42050	09/10/13	Pay It	\$1,221.25	42014	09/13/13	UN-Pay It
05/15/2014			4150 Produce Cost	Add		\$708.00	42164	09/18/13	Pay It	\$482.50	42108	09/17/13	UN-Pay It
		\$1,683.75				\$599.25	42206	09/19/13	Pay It				
		Tran. Balance: \$0.00 OK				\$1,433.00	42259	09/20/13	Pay It				
						\$909.00	42325	09/23/13	Pay It				
						\$681.25	42380	09/24/13	Pay It				
						\$835.50	42421	09/25/13	Pay It				
						\$1,189.00	42473	09/26/13	Pay It				
						\$2,099.25	42512	09/27/13	Pay It				
						\$464.00	42556	09/30/13	Pay It				

Non-PO payments are simply charged out to the proper expense account.

Copious Inventory Distribution Management

1019 Raffel Systems Corporate Account
Payment #: 935
A.P.S.

Update Transaction Record **Balance: \$136,720.04**

Payee: A.P.S. Date: 04/15/14 Paid (Printed) Yes
 Vendor: A.P.S. Tran Number: 935 Posted No
 Memo: Amount: \$325.26 Void No
 Distribution Total: \$325.26 Check #: 6627
 Distribution Balance: \$0.00 OK

Transaction Distribution/Assignment			
Date	Invoice	Amount	Account
04/15/2014	-	\$325.26	6850 - Utilities
		\$325.26	
		Tran. Balance: \$0.00 OK	





Copious™

Sales, Inventory Management, Accounting

Deposits

See at a glance all outstanding invoices and any client balances that have yet to be applied. If a check is returned press the 'RDI' button, return deposit item. The order that were originally paid will still be paid, the client will have a negative balance to pay.

During the entire process of accounting for deposits the balance indicator will update so the entry user can be sure the transactions are in balance.

1019 Raffel Systems Corporate Account Deposit #: 893 Balance: \$136,720.04

Memo: Deposit Deposit Date: 10/01/2013 Posted: No

Distribution Total: \$37,510.87 Deposit ID/Number: 800 VOID: No

Distribution Balance: \$0.00 OK Deposit Total: \$37,510.87

Transaction Distribution/Assignment

Client (Payor)	Check Date	Check Number	Amount	Type	In Account	View	RDI	Delete
Misc. Credit	05/15/2014			Check	1100 Accounts Receivable	Add		
Outstanding Invoices								
Invoice Total	Amount Paid	Order Number	Order Date	Pay w/ Prior Balance	Pay w/ Transaction Balance	Invoice Total	Order Number	Order Date
\$176.14	-	10524	12/09/13	-	-	\$452.43	10254	12/09/13
\$378.46	-	10059	12/09/13	-	-	\$335.44	10268	12/04/13
\$229.46	-	10093	12/10/13	-	-	\$793.87		
\$357.07	-	10781	12/11/13	-	-			
\$209.11	-	10870	12/12/13	-	-			
\$269.78	-	11016	12/16/13	-	-			
\$1,620.02								
Invoices Paid								
Invoice Number	Order Number	Order Date	UN-Pay					
Desert Mountain Country Club								
Open Desert Mountain Country Club Balance								\$0.00
Current Transaction Un-assigned Balance								\$0.00
Total Un-assigned Balance								\$0.00

Transaction Postings

As checks are posted to the bank check them off.

1019 Raffel Systems Corporate Account Post Month: 05/1/2014 Beginning Balance: \$0.00 Difference: \$0.00

Ending Balance: \$0.00 Cleared: (\$83,448.83) Update Posting Balance

250 Un-Posted Transactions						Posted Transactions					
Tran Date	Check/Doc #	Payee	Credit	Debit	Posted	Tran Date	Check/Doc #	Payee	Credit	Debit	Posted
05/16/2013	DEPOSIT	-	\$27,557.61	-	✓	05/15/2014	DEPOSIT	-	-	-	✗
05/16/2013	6005	Charles Brough	-	\$209.99	✓	05/15/2014	6039	Sage & Sand Potato	-	-	✗
05/20/2013	6007	ADEQ	-	\$28.00	✓	05/06/2014	DEPOSIT	-	\$1,000.00	-	✗
05/20/2013	6006	Gary Fraizer	-	\$936.60	✓	05/15/2013	6004	Chapman Chevrolet	-	\$1,271.84	✗
05/21/2013	DEPOSIT	-	\$4,692.23	-	✓	05/15/2013	DEPOSIT	-	\$83,869.37	-	✗
05/21/2013	DEPOSIT	-	\$6,893.98	-	✓	05/14/2013	6003	Verizon Wireless	-	\$148.90	✗
05/21/2013	DEPOSIT	-	\$15,003.51	-	✓						
05/21/2013	DEPOSIT	-	\$30,142.94	-	✓						
05/21/2013	6009	Demand Drop	-	\$19,828.55	✓						
05/21/2013	6008	Guillermo Leon	-	\$472.50	✓						
05/22/2013	6014	Alltown Auto Repair	-	\$499.71	✓						
05/22/2013	6013	Bank 1440	-	\$1,612.72	✓						
05/22/2013	6015	Firebird Fuel / Western Refining	-	\$2,728.55	✓						
05/22/2013	6012	Laurance Paper Company of AZ	-	\$957.80	✓						
05/22/2013	6010	Maia Bravo	-	\$175.00	✓						
05/23/2013	6016	A&C Transport	-	\$2,825.00	✓						





Journal Transactions

Accrual Accounting

Non-Cash transfers.

Copious Inventory Distribution Management | Admin Settings | Orders | Order Picking | Truck Loading | ToDo List 1 | Clients | Inventory | Inventory Update | Purchases | Account Transactions

Account: ALL Accounts | Start: 09/28/2013 | End: 05/16/2014 | Memo Search: | Sort by: Tran. Date | Re-Query Journal Records | 5 records selected.

Select an Account to add a journal entry | Lock All Transactions | Balance: \$0.00

Tran #	Tran Date	Memo	Lock	In Balance	Posted	Void	Credits	Debits	Update	Delete
989	05/04/2014	DEBIT: 1180 Pre-Paid Income Tax	🔒	Yes	-	-	-	\$1,250.00	000	
989	05/04/2014	CREDIT: 1099 Cash Transfers	🔒	-	-	-	\$1,000.00	-	000	
989	05/04/2014	CREDIT: 1300 Prepaid Income Tax	🔒	-	-	-	\$250.00	-	000	
988	05/04/2014	DEBIT: 1010 Petty Cash	🔒	Yes	-	-	-	\$100.00	000	
988	05/04/2014	CREDIT: 1099 Cash Transfers	🔒	-	-	-	\$100.00	-	000	

Debit/Credit Edit

Copious Inventory Distribution Management | Admin Settings | Orders | Order Picking | Truck Loading | ToDo List 1 | Clients | Inventory | Inventory Update | Purchases | Account Transactions

1180 Pre-Paid Income Tax | Journal #: 989 | Update Transaction Record | Balance: (\$1,250.00)

Memo: | Date: 05/04/14 | Posted: No
 Distribution Total: \$1,250.00 | Tran Number: 989 | VOID: No
 Distribution Balance: \$0.00 OK | Amount: \$1,250.00

Transaction Distribution/Assignment

Document Date	Document Number	Note	Amount	Account
05/04/2014	-	-	\$250.00	1300 - Prepaid Income Tax
05/04/2014	-	-	\$1,000.00	1099 - Cash Transfers





Copious™
Sales, Inventory Management, Accounting



Simple Software Solutions, LLC.
8021 N. 9th Avenue
Phoenix, AZ 85021

Contact:
Phil Raffel
602-954-9099



Report Center

Reports are organized by functional area. Various reports and inquiries are available in COPIUS to help you maintain every facet of your business. As with the entire system the information provided is geared to how you do business. All reports can be printed, emailed, or reviewed in excel. Powerful selection criteria let you report current and past data. Custom reporting is available via reporting tools that offer fast, easy data access and manipulation.

Set Criteria and Run Report	Report Name	Report Description	Report set-up
	Bid List (112)	Client Bid Proposal sheet	Report set-up
	Client Item Sales (64)	Sales report by client	Report set-up
	Client List (85)	Active Client Listing sorted by client name.	Report set-up
	Client PB eMail List (117)	Active Client Email Address grouped by price bank	Report set-up
	Client Sales Rank (131)	Total sales by client, ranked by total sales volume.	Report set-up
	Client Sales Summary (129)	Total sales by client, sorted by customer.	Report set-up
	Client Terms (36)	Client listing with payment terms descriptions	Report set-up
	Client Terms/Special Prices (34)	Client listing with payment terms and a list of special product pricing assigned to specific client	Report set-up
	My Product Listing (128)	Client Product listing with current/bid pricing.	Report set-up
	Non Order Report (118)	Active customers that did not order with-in selected order date range	Report set-up
	Outstandings (74)	Outstanding payments due, by selected order date.	Report set-up
	Outstandings w/ Receipts (127)	Outstanding payments due by selected client, by selected order date.	Report set-up
	Price List (113)	Price list of all active items, based on selected price bank or client pricing. Does not include freight cost.	Report set-up





Accounting reports

Balance Sheet	Debit/Credit Account Summary for the selected date range.
Check Log - by Check Account	Checks paid to vendors for purchase orders sorted by check number. Date Range criteria by transaction date.
Check Log - by Check Account, Summary	Checks paid by GL Account roll-up. Date Range criteria by transaction date.
Check Log - by Check Number	Checks paid to vendors for purchase orders sorted by check number
Check Log - by Payee	Checks paid to vendors for purchase orders summarized by payee (Vendor)
Deposit Log - by Date	Deposits (Invoice payments) detail sorted by deposit date. Date Range criteria by transaction date.
Deposit Log - by Date, Account	Deposits (Invoice payments) sorted by account. Date Range criteria by transaction date.
Deposit Log - by Date, Account Summary	Deposits (Invoice payments) rolled-up by account. Date Range criteria by transaction date.
Deposit Log - by Payee	Deposits (Invoice payments) sorted by payee.
Income Statement	Income Statement for selected date range.
Unpaid Payables	Unpaid Payables for selected PO date range.
Vendor Tax ID List	Vendor listing by corporation and NON-corporation, total paid during selected date range.
Bid List	Client Bid Proposal sheet
Client Item Sales	Sales report by client
Client List	Active Client Listing sorted by client name.
Client PB eMail List	Active Client Email Address grouped by price bank





Accounting reports (continued)

Client Sales Rank	Total sales by client, ranked by total sales volume.
Client Sales Summary	Total sales by client, sorted by customer.
Client Terms	Client listing with payment terms descriptions
Client Terms/Special Prices	Client listing with payment terms and a list of special product pricing assigned to specific client
My Product Listing	Client Product listing with current/bid pricing.
Non Order Report	Active customers that did not order with-in selected order date range
Outstandings	Outstanding payments due, by selected order date.
Outstandings w/ Receipts	Outstanding payments due by selected client, by selected order date.
Price List	Price list of all active items, based on selected price bank or client pricing. Does not include freight cost.

Inventory reports

Inventory	Product listing, with current stock level and value.
Inventory Bin	Product listing, with current stock level and value, only product with a bin location. Sorted by bin location.
Inventory Bin Blank	Product listing without current inventory number. For blind inventory taking.
Inventory Update	Product quantity updates by date, for reviewing product quantity updates over time.
Inventory with Product Sizes	All active inventory with product sizes and current on hand stock levels. Sorted by product category and product description.





Inventory reports (continued)

Item Quantity Sales	Sales report by product for selected date order date range
Item Sales Detail	Sales report by product, order for selected order date range.
Item Sales Summary	Product sales summary for selected order date.
Item Sales Summary by Client	Product sales summary by client for selected order date range.
Item Sales Summary by Salesperson	Product sales summary by client salesperson for selected order date range.
Lot Sales	Product sales with specified order dates organized by lot number.
Product Cost	Product current base cost w/ actual sales and profit
Product Daily Margin	Product sales margin rolled-up by product and day.
Product Daily Quantity	Product sales quantity rolled-up by product and day
Product Daily Sales	Product sales dollars rolled-up by product and day.
Product Monthly Margin	Product sales margin rolled-up by product and month.
Product Monthly Quantity	Product sales dollars rolled-up by product and month.
Product Monthly Sales	Product sales dollars rolled-up by product and month
Product Sales/Cost	Listing of product sales with a side-by-side comparison of product cost, by the date order was added to the system.
Product Sales/Cost Loss	Listing of product sales that show a loss with a side-by-side comparison of product cost, by the date order was added to the system.





Order Fulfillment reports

Box Labels by Order	Number of items sold and the number of box labels for selected date range
Pick by Category Slot	Picking Report by Inventory Bin location or slot number.
Pick by Client	Picking Report by Client
Pick by Slot	Picking Report by Inventory Bin location or slot number.
Pick Discrepancy	Report to all items that have not been picked correctly. If Quantity Picked is not the same as the quantity ordered, the line item will show on the report.
Picker Performance	Shows all items picked by picker.
Product Label	Product Label
Truck List	Truck List
Truck Summary	Listing of orders by truck and stop.

Purchasing Reports

Product Cost by Vendor	Product list with vendor unit cost comparison.
Re-order Product	Inventory Re-order by Product, shows last vendor product was purchased.
Re-order Vendor	Inventory Re-order by last vendor product was purchased.
SPO	Special Product Ordering report
SPO Vendor	Special Product Ordering report by last vendor

Receivables Reports

Aging Report	Outstanding payments due aged by month with-in selected order date range. To view all outstandings leave the client selection blank.
Receivables	Listing of all (PAID & NON-PAID) orders and payments for selected date range by Client.
Receivables - Sales	Listing of all (PAID & NON-PAID) orders and payments for selected date range and sales person.

